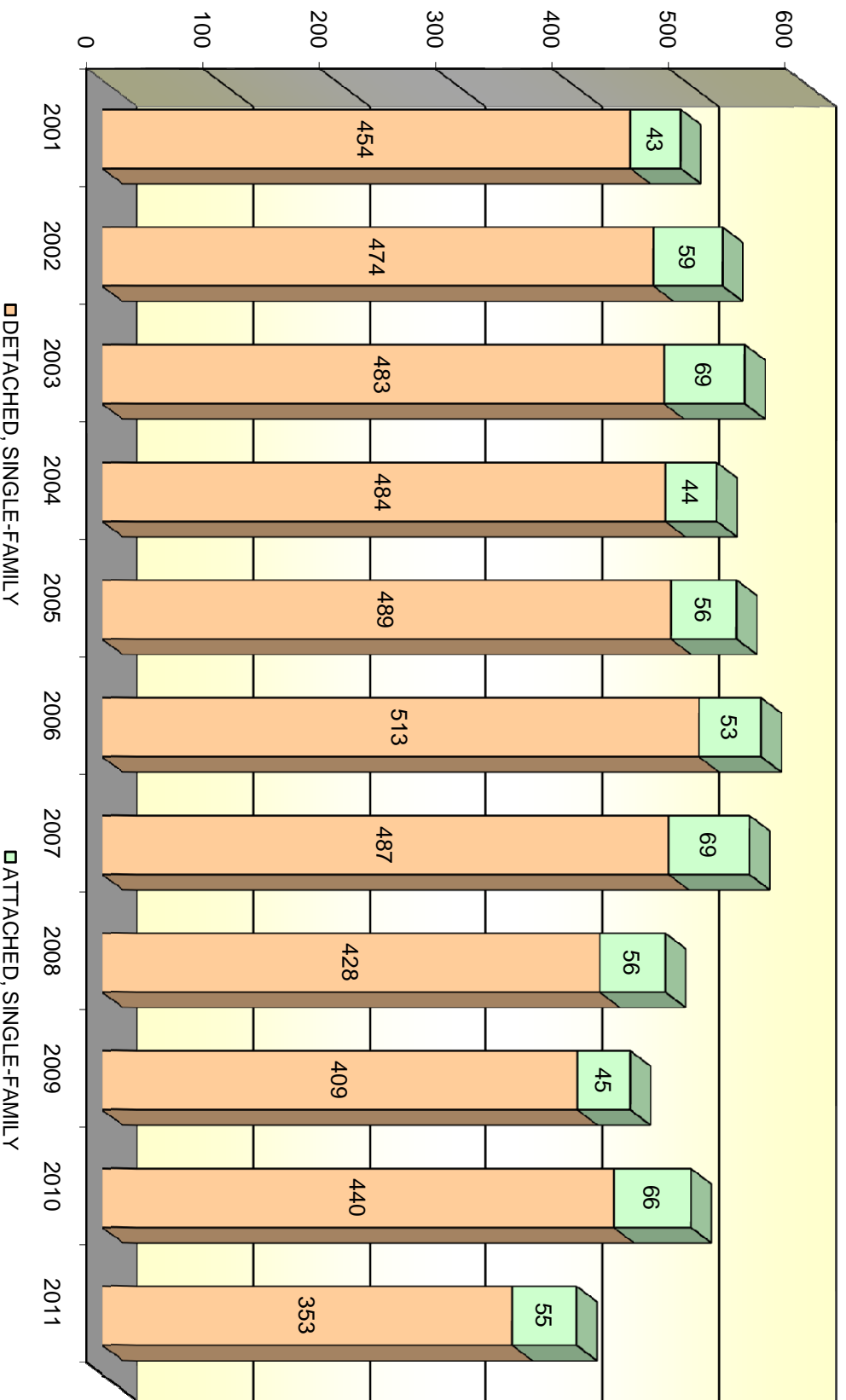


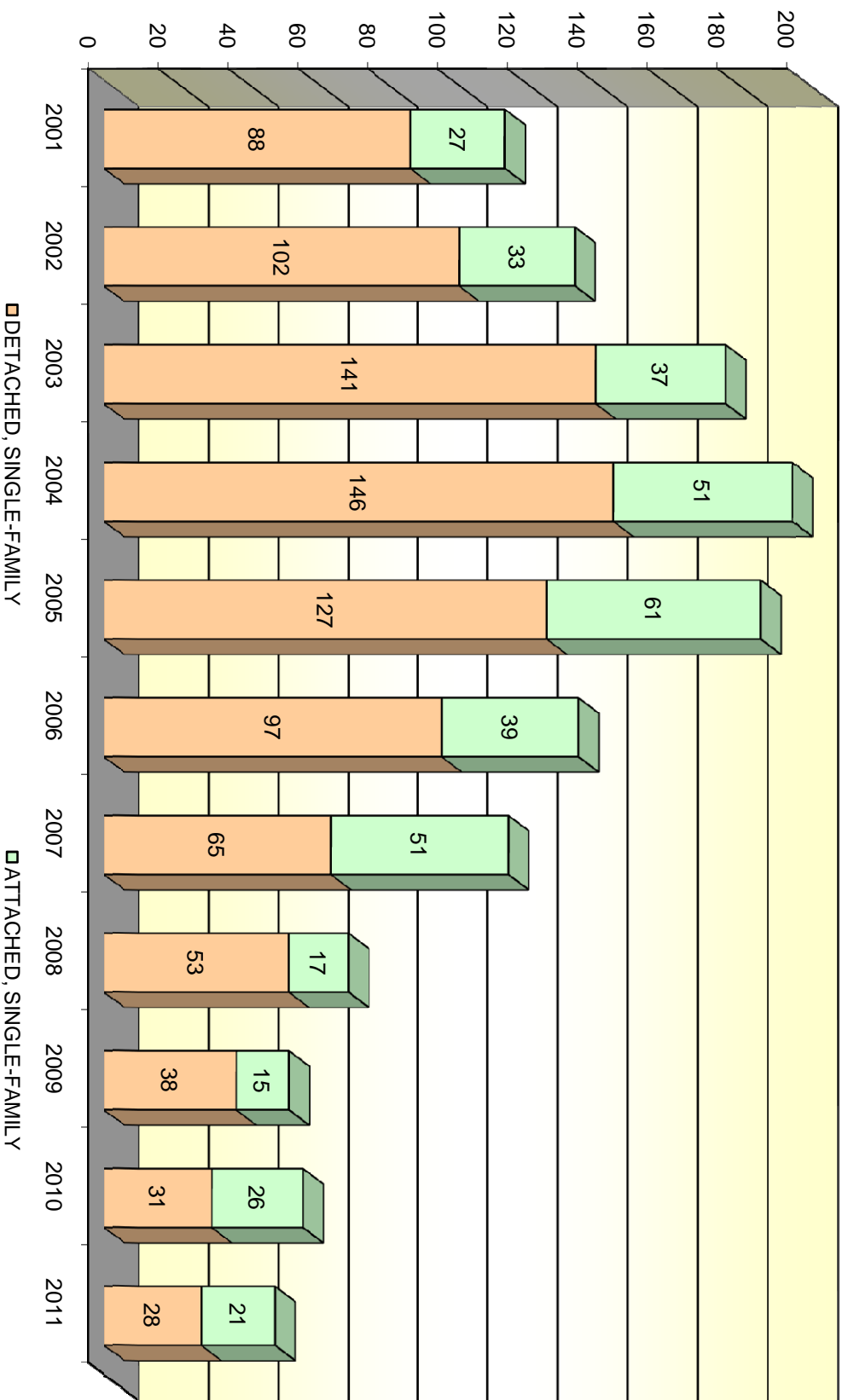
Midlands MLS - Lincoln, Nebraska

1ST QUARTER: NUMBER OF EXISTING HOME SALES

MLS Areas 11-47



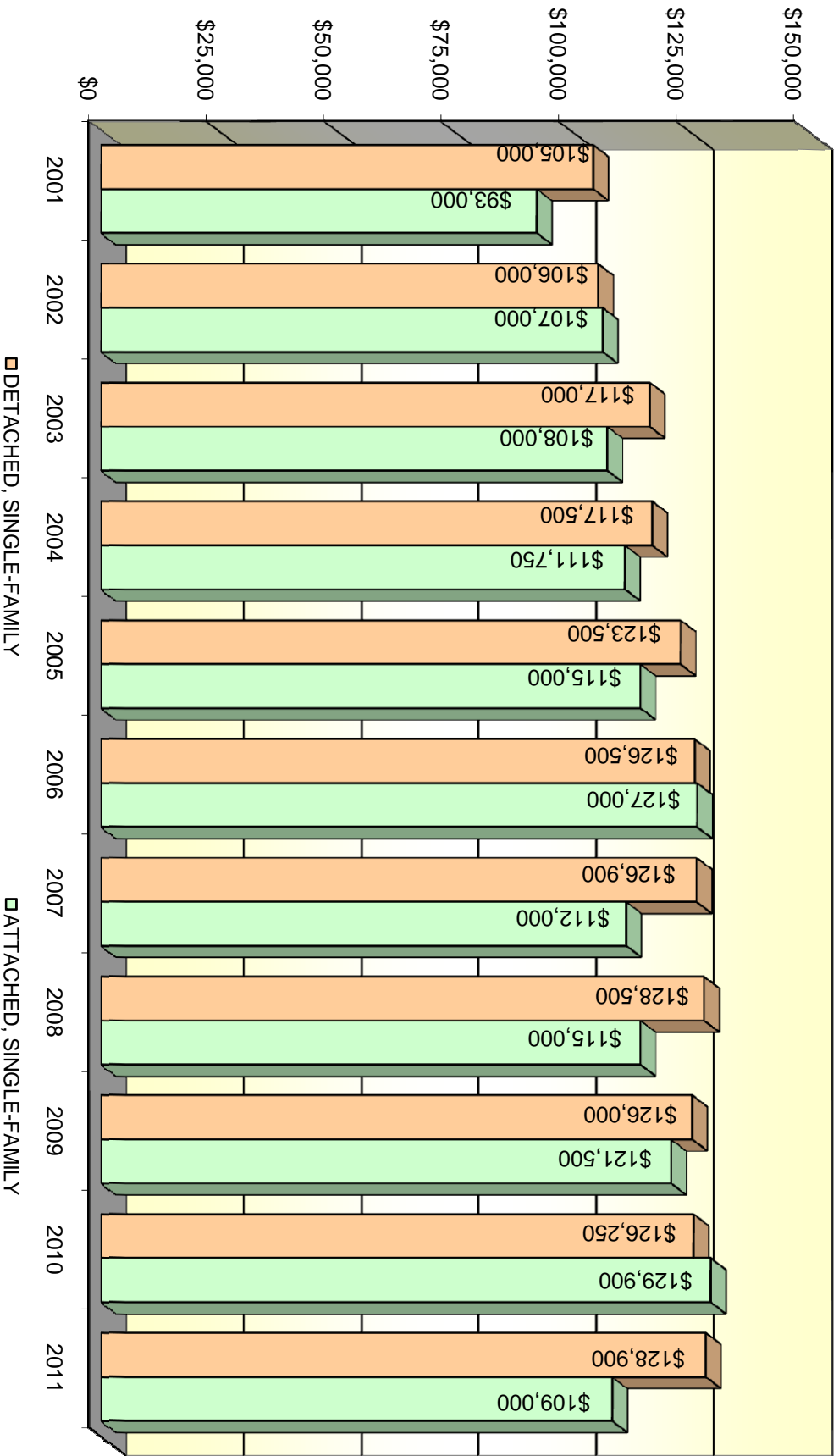
Midlands MLS - Lincoln, Nebraska
1ST QUARTER: NUMBER OF NEW HOME SALES
MLS Areas 11-47



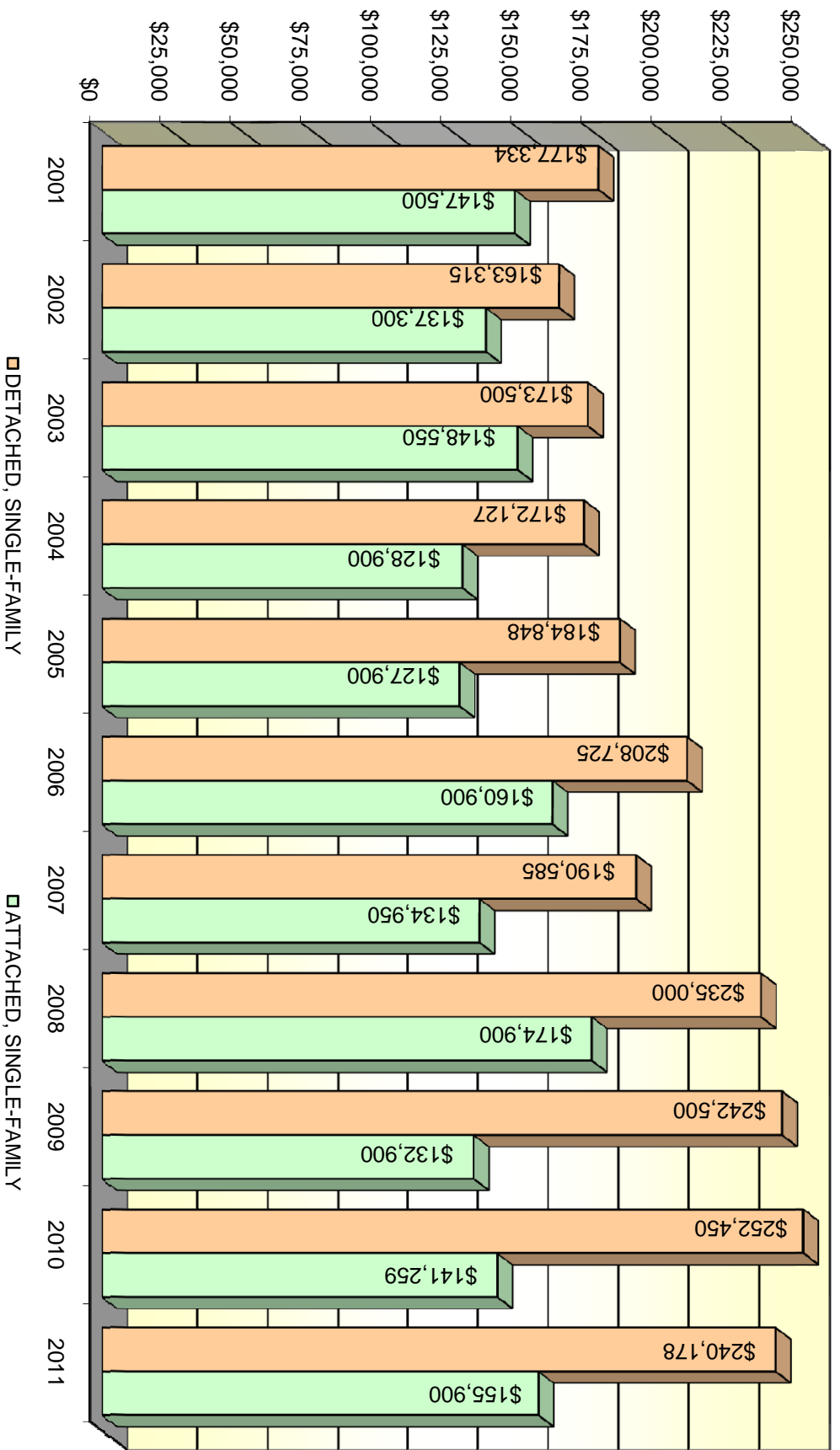
Midlands MLS - Lincoln, Nebraska

1ST QUARTER: MEDIAN PRICE OF EXISTING HOME SALES

MLS Areas 11-47



Midlands MLS - Lincoln, Nebraska
1ST QUARTER: MEDIAN PRICE OF NEW HOME SALES
 MLS Areas 11-47



Midlands MLS - Lincoln, NE

EXISTING HOMES: Single-Family Sales - Quarter 1

MLS Map Area	Total Number of Sales Closed Q1 2010	Total Number of Sales Closed Q1 2011	Lowest Sale Price Q1 2011	Median Sale Price Q1 2011	Highest Sale Price Q1 2011
11 NW Lincoln	22	18	\$37,500	\$115,250	\$154,500
12 NW Lincoln	18	22	\$72,500	\$126,500	\$175,000
13 NW Lincoln	4	9	\$60,000	\$100,000	\$192,500
14 NW Lincoln	31	31	\$23,000	\$120,000	\$200,000
15 NW Lincoln	10	4	\$35,000	\$57,750	\$97,100
16 NW Lincoln	0	6	\$155,000	\$166,000	\$280,000
50 NW Lancaster	3	2	\$216,700	\$220,100	\$223,500
51 Malcolm, NE	2	0			
52 Raymond, NE	0	0			
53 Davey, NE	0	0			
150 NW out of Lancaster	23	33	\$8,000	\$74,225	\$215,000
21 NE Lincoln	6	1	\$61,900	\$61,900	\$61,900
22 NE Lincoln	14	19	\$20,000	\$49,900	\$163,500
23 NE Lincoln	42	41	\$29,000	\$95,000	\$205,000
24 NE Lincoln	29	33	\$24,251	\$128,900	\$380,000
60 NE Lancaster	0	2	\$55,000	\$120,000	\$185,000
61 Waverly, NE	7	5	\$91,500	\$117,000	\$249,000
160 NE out of Lancaster	18	14	\$6,500	\$102,450	\$273,000
31 SE Lincoln	37	14	\$63,000	\$98,750	\$219,000
32 SE Lincoln	29	35	\$52,500	\$114,000	\$240,000
33 SE Lincoln	35	32	\$19,000	\$179,500	\$330,000
34 SE Lincoln	34	26	\$91,500	\$140,500	\$355,000
35 SE Lincoln	60	38	\$49,000	\$183,500	\$516,000
36 SE Lincoln	6	6	\$217,000	\$245,750	\$505,000
37 SE Lincoln	2	2	\$146,000	\$248,000	\$350,000
70 SE Lancaster	4	4	\$50,000	\$125,700	\$320,000
71 Roca, NE	1	0			
72 Hickman, NE	0	3	\$90,000	\$177,500	\$320,000
73 Firth, NE	0	2	\$115,000	\$149,000	\$183,000
74 Panama, NE	0	0			
75 Bennet, NE	2	2	\$110,000	\$155,000	\$200,000
170 SE out of Lancaster	11	15	\$7,000	\$43,100	\$217,500
41 SW Lincoln	31	20	\$6,350	\$135,875	\$153,900
42 SW Lincoln	1	1	\$230,000	\$230,000	\$230,000
43 SW Lincoln	25	19	\$20,000	\$64,000	\$312,000
44 SW Lincoln	25	9	\$85,000	\$130,000	\$204,000
45 SW Lincoln	37	22	\$45,000	\$159,750	\$505,000
46 SW Lincoln	2	0			
47 SW Lincoln	2	0			
80 SW Lancaster	2	1	\$292,000	\$292,000	\$292,000
81 Denton, NE	1	0			
82 Hallam, NE	1	1	\$98,000	\$98,000	\$98,000
83 Sprague, NE	0	0			
180 SW out of Lancaster	15	16	\$23,500	\$69,000	\$199,500
All Market Areas	592	508	\$6,350	\$121,318	\$516,000

Midlands MLS - Lincoln, NE

NEW HOMES: Single-Family Sales - Quarter 1

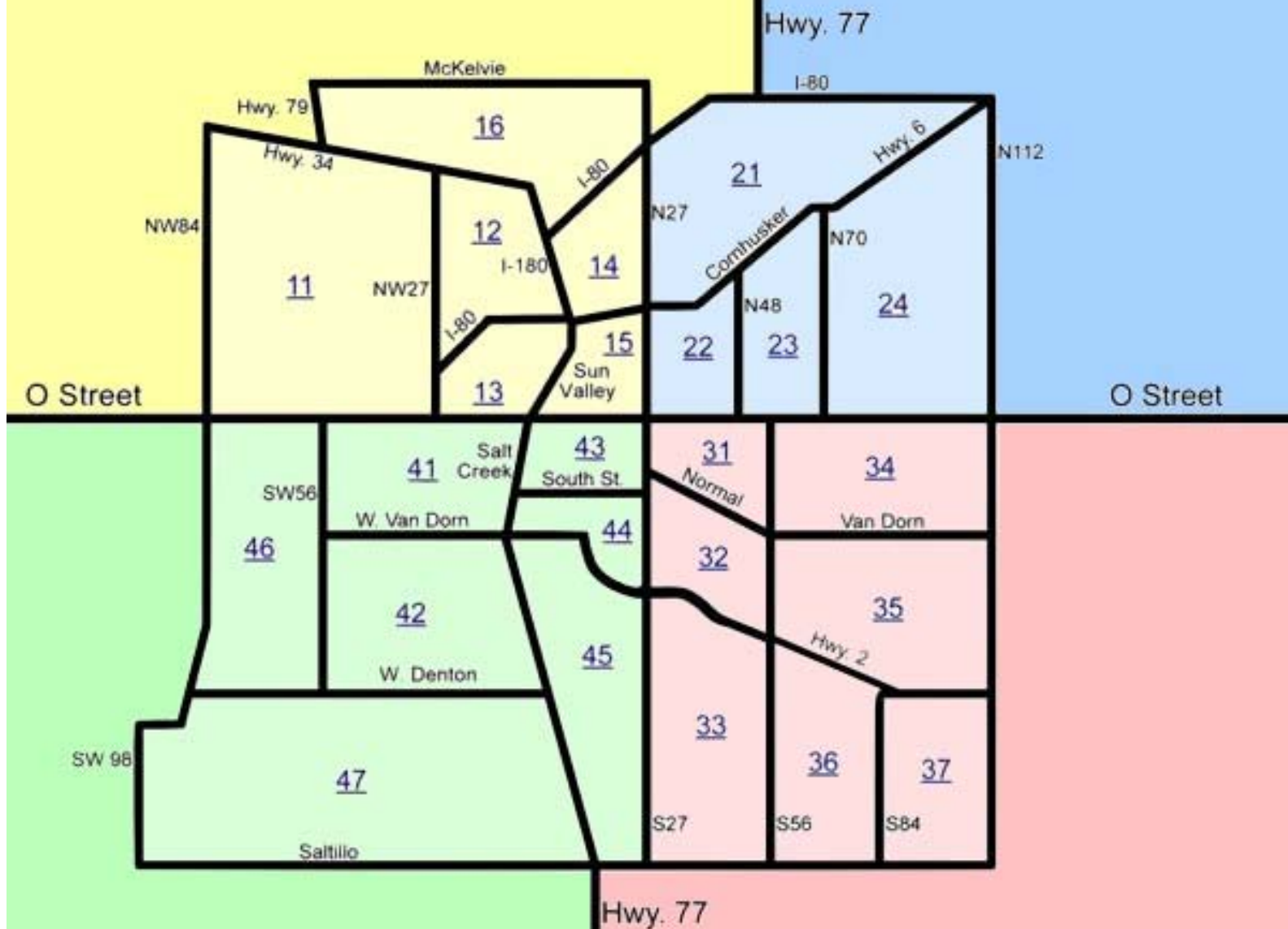
MLS Map Area	Total Number of Sales Closed Q1 2010	Total Number of Sales Closed Q1 2011	Lowest Sale Price Q1 2011	Median Sale Price Q1 2011	Highest Sale Price Q1 2011
11 NW Lincoln	2	0			
12 NW Lincoln	2	0			
13 NW Lincoln	0	0			
14 NW Lincoln	7	8	\$110,000	\$148,475	\$254,950
15 NW Lincoln	2	1	\$168,000	\$168,000	\$168,000
16 NW Lincoln	1	3	\$130,000	\$208,000	\$315,000
50 NW Lancaster	1	0			
51 NW Lancaster	0	0			
52 NW Lancaster	0	0			
53 NW Lancaster	0	0			
150 NW out of Lancaster	6	1	\$213,099	\$213,099	\$213,099
21 NE Lincoln	0	0			
22 NE Lincoln	0	0			
23 NE Lincoln	0	0			
24 NE Lincoln	12	8	\$126,400	\$155,900	\$368,737
60 NE Lancaster	0	0			
61 Waverly, NE	2	1	\$126,900	\$126,900	\$126,900
160 NE out of Lancaster	0	0			
31 SE Lincoln	0	0			
32 SE Lincoln	0	0			
33 SE Lincoln	13	10	\$205,000	\$301,975	\$369,999
34 SE Lincoln	0	0			
35 SE Lincoln	7	6	\$155,900	\$277,540	\$545,000
36 SE Lincoln	3	4	\$188,152	\$213,475	\$245,000
37 SE Lincoln	2	4	\$154,900	\$162,400	\$349,950
70 SE Lancaster	0	0			
71 Roca, NE	0	0			
72 Hickman, NE	1	3	\$150,000	\$213,099	\$213,099
73 Firth, NE	0	0			
74 Panama, NE	0	0			
75 Bennet, NE	0	0			
170 SE out of Lancaster	0	1	\$333,250	\$333,250	\$333,250
41 SW Lincoln	1	5	\$140,000	\$189,000	\$216,000
42 SW Lincoln	0	0			
43 SW Lincoln	0	0			
44 SW Lincoln	0	0			
45 SW Lincoln	4	5	\$139,900	\$142,900	\$291,800
46 SW Lincoln	0	1	\$257,750	\$257,750	\$257,750
47 SW Lincoln	1	0			
80 SW Lancaster	0	0			
81 Denton, NE	0	0			
82 Hallam, NE	0	0			
83 Sprague, NE	0	0			
180 SW out of Lancaster	0	0			
All Market Areas	67	61	\$110,000	\$191,021	\$545,000

Lincoln, Nebraska

Midlands MLS - Area Map

50 - Rural Lancaster County
 51 - Malcolm
 52 - Raymond
 53 - Davey
 150 - Outside of Lancaster Co.

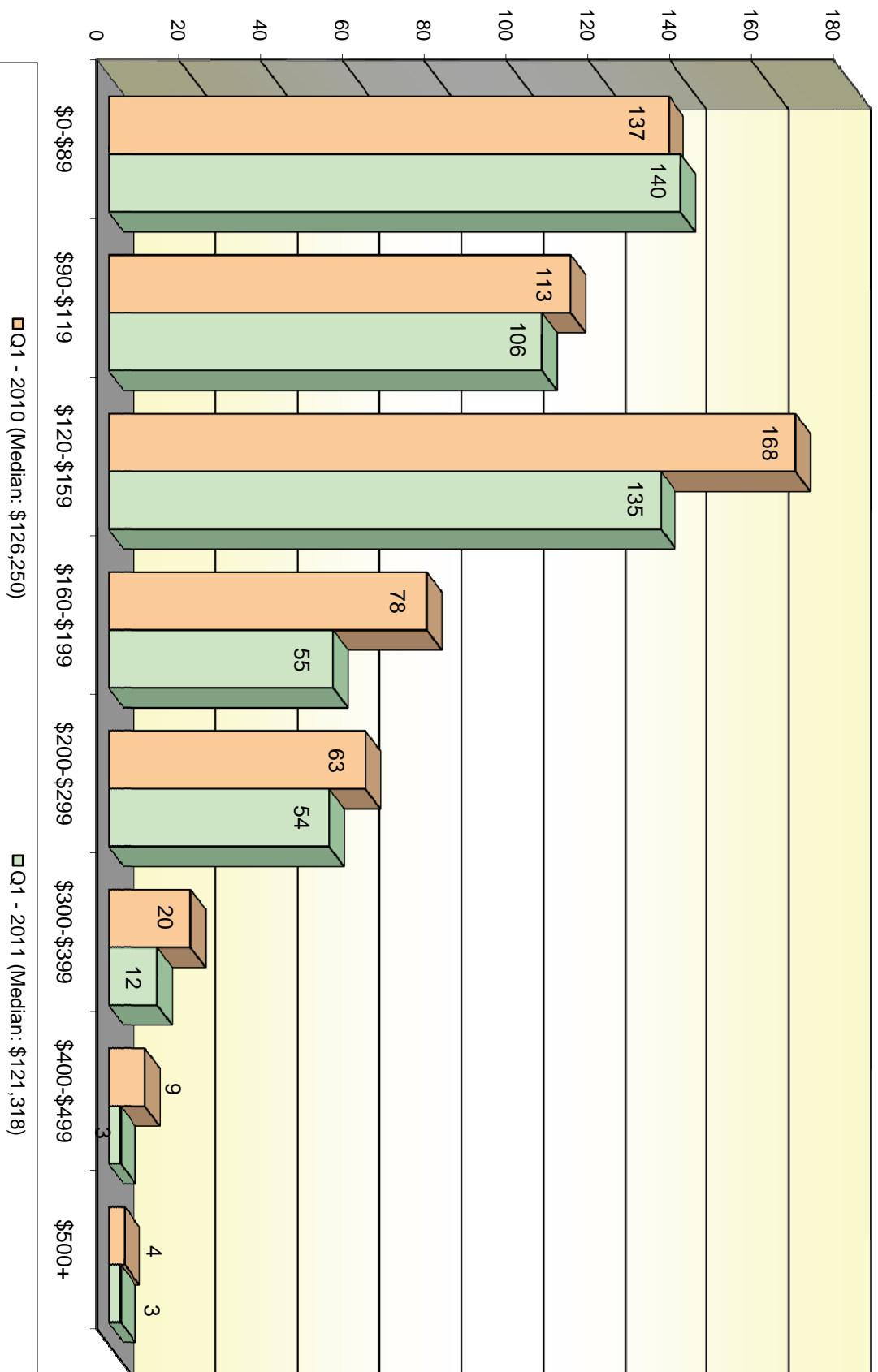
60 - Rural Lancaster County
 61 - Waverly
 160 - Outside of Lancaster Co.



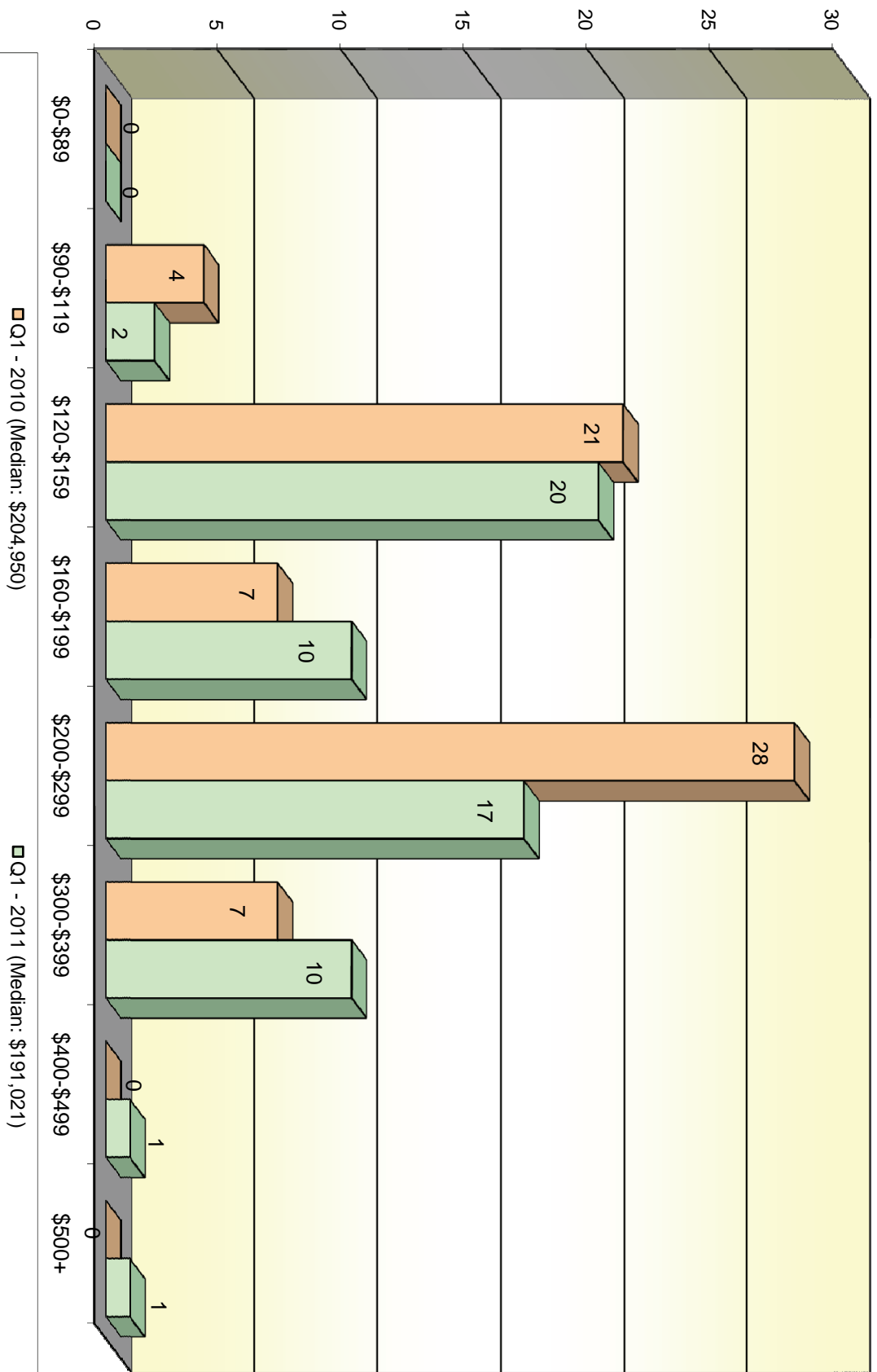
80 - Rural Lancaster County
 81 - Denton
 82 - Hallam
 83 - Sprague
 180 - Outside of Lancaster Co.

70 - Rural Lancaster County
 71 - Roca
 72 - Hickman
 73 - Firth
 74 - Panama
 75 - Bennet
 170 - Outside of Lancaster Co.

Midlands MLS - Lincoln, NE 1st Quarter: Existing Homes Sold by Price Range



Midlands MLS - Lincoln, NE
1st Quarter: New Homes Sold by Price Range



**Midlands MLS - Lincoln, NE
 April 15, 2011: Single-Family Homes For Sale**

