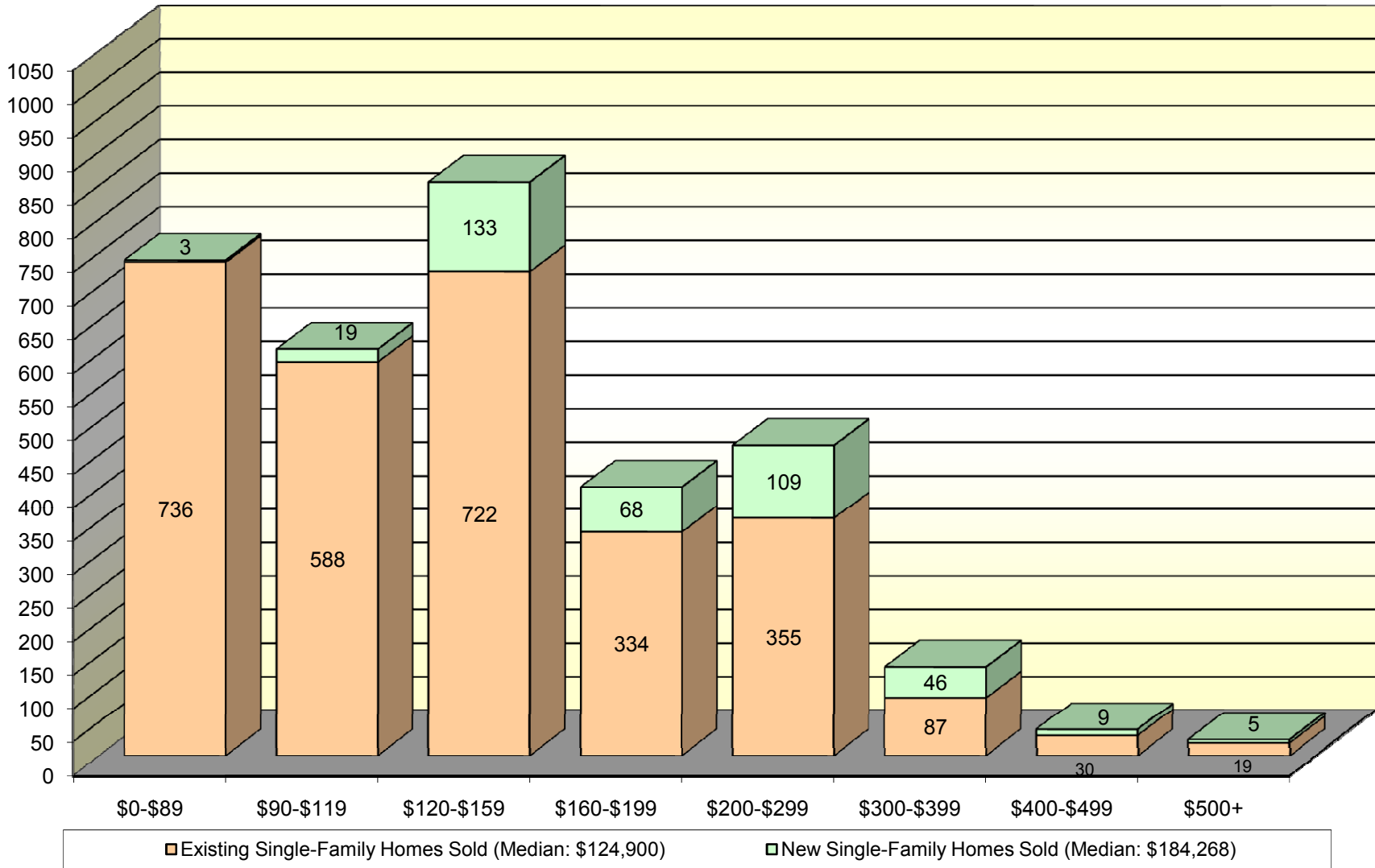
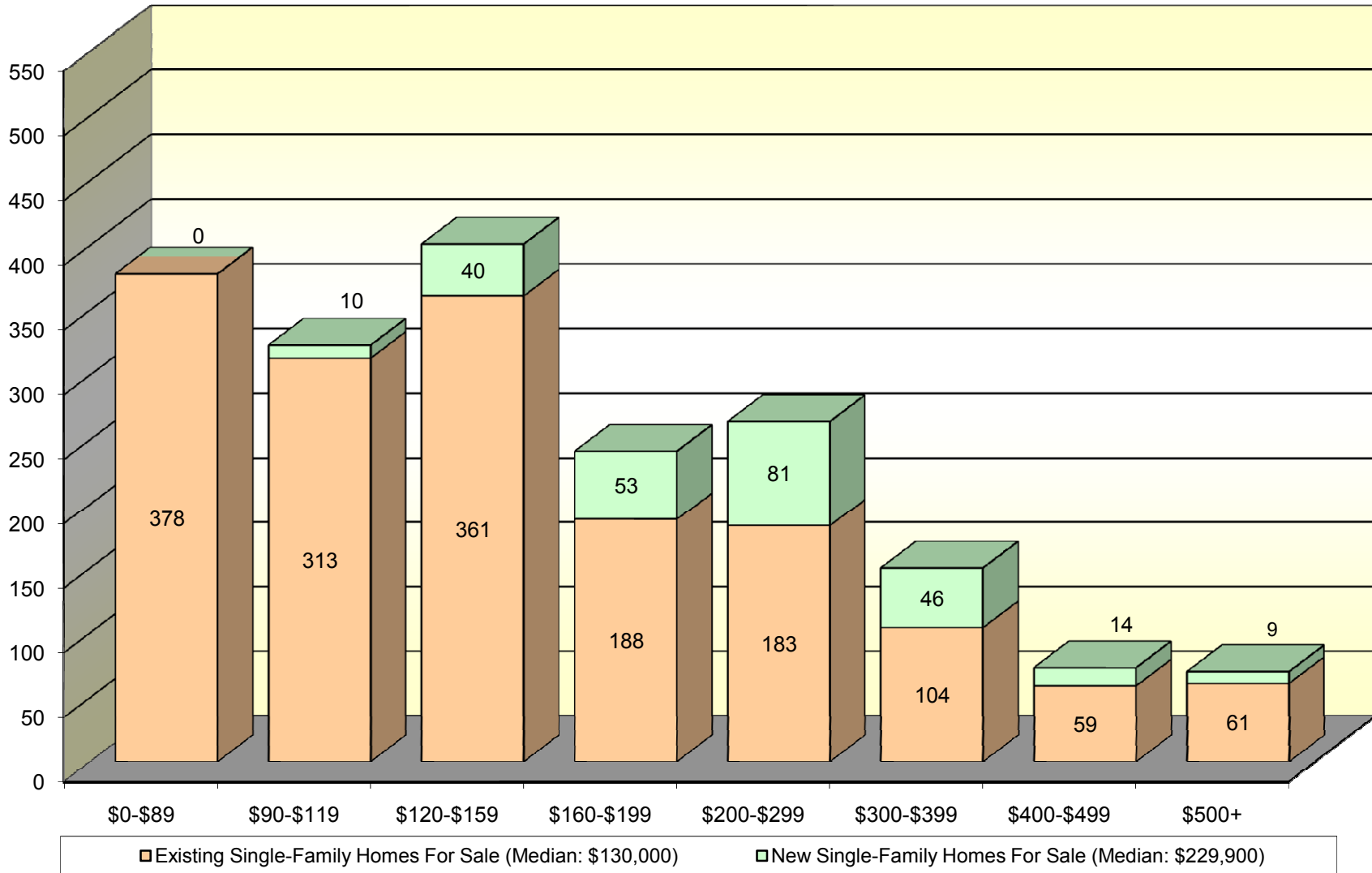


**Midlands MLS - Lincoln, NE**  
**Single-Family Homes Sold during Last 12 Months (05/01/10 - 04/30/11)**



**Midlands MLS - Lincoln, NE  
Single-Family Homes Listed For Sale as of 5-18-2011**



## Midlands MLS - Lincoln, NE

### EXISTING HOMES: Listed For Sale - May 18, 2011

MLS Map Area	Total Number of Sales Last 12 months**	Total Number Listed For Sale as of 5/18/11	Lowest List Price For Sale	Median List Price For Sale	Highest List Price For Sale
11 NW Lincoln	83	49	\$49,900	\$111,900	\$297,500
12 NW Lincoln	106	45	\$69,900	\$129,900	\$219,000
13 NW Lincoln	43	36	\$99,900	\$172,450	\$850,000
14 NW Lincoln	139	82	\$27,500	\$107,450	\$1,600,000
15 NW Lincoln	45	13	\$48,500	\$67,500	\$345,000
16 NW Lincoln	29	19	\$138,000	\$213,800	\$569,900
50 NW Lancaster	7	8	\$169,900	\$314,900	\$434,000
51 Malcolm, NE	3	5	\$45,400	\$112,000	\$498,900
52 Raymond, NE	10	3	\$64,900	\$244,900	\$448,900
53 Davey, NE	1	3	\$99,500	\$144,900	\$349,900
150 NW out of Lancaster	181	119	\$15,000	\$110,000	\$929,000
21 NE Lincoln	12	13	\$71,950	\$144,950	\$214,000
22 NE Lincoln	111	43	\$34,950	\$84,900	\$219,900
23 NE Lincoln	192	89	\$40,000	\$99,950	\$166,000
24 NE Lincoln	147	76	\$50,000	\$137,400	\$629,000
60 NE Lancaster	12	6	\$55,000	\$293,950	\$489,000
61 Waverly, NE	29	10	\$99,900	\$145,900	\$239,900
160 NE out of Lancaster	81	77	\$5,500	\$113,500	\$995,500
31 SE Lincoln	152	86	\$34,500	\$104,900	\$550,000
32 SE Lincoln	168	84	\$50,000	\$132,750	\$725,000
33 SE Lincoln	185	76	\$79,900	\$217,400	\$1,795,000
34 SE Lincoln	187	58	\$88,900	\$174,900	\$745,000
35 SE Lincoln	222	131	\$59,500	\$215,000	\$1,500,000
36 SE Lincoln	35	17	\$139,900	\$219,900	\$572,577
37 SE Lincoln	8	7	\$134,500	\$339,900	\$1,200,000
70 SE Lancaster	22	15	\$95,900	\$389,900	\$1,250,000
71 Roca, NE	5	1	\$149,500	\$149,500	\$149,500
72 Hickman, NE	19	12	\$78,000	\$117,425	\$189,000
73 Firth, NE	11	14	\$58,900	\$210,600	\$349,000
74 Panama, NE	1	9	\$57,500	\$89,900	\$139,900
75 Bennet, NE	13	10	\$56,900	\$217,500	\$490,000
170 SE out of Lancaster	78	64	\$18,000	\$121,150	\$489,000
41 SW Lincoln	100	54	\$59,900	\$134,200	\$399,900
42 SW Lincoln	6	3	\$205,000	\$254,900	\$379,900
43 SW Lincoln	112	64	\$15,500	\$82,475	\$479,900
44 SW Lincoln	84	59	\$59,900	\$120,000	\$464,900
45 SW Lincoln	112	76	\$87,500	\$199,700	\$1,150,000
46 SW Lincoln	3	6	\$310,000	\$378,700	\$489,900
47 SW Lincoln	8	12	\$225,800	\$354,950	\$1,200,000
80 SW Lancaster	11	9	\$51,000	\$225,000	\$510,000
81 Denton, NE	5	2	\$42,000	\$105,975	\$169,950
82 Hallam, NE	3	3	\$99,900	\$187,000	\$199,995
83 Sprague, NE	0	0			
180 SW out of Lancaster	90	79	\$12,500	\$99,000	\$980,000
<b>All Market Areas</b>	<b>2,871</b>	<b>1,647</b>	<b>\$5,500</b>	<b>\$130,000</b>	<b>\$1,795,000</b>

\*\* Existing Home Sales May 1, 2010 through April 30, 2011.

## Midlands MLS - Lincoln, NE

NEW HOMES: Listed For Sale - May 18, 2011\*

MLS Map Area	Total Number of Sales Last 12 months**	Total Number Listed For Sale as of 5/18/11	Lowest List Price For Sale	Median List Price For Sale	Highest List Price For Sale
11 NW Lincoln	13	5	\$137,950	\$157,950	\$164,950
12 NW Lincoln	11	0			
13 NW Lincoln	1	0			
14 NW Lincoln	45	10	\$105,900	\$119,900	\$239,950
15 NW Lincoln	7	10	\$122,000	\$166,000	\$425,000
16 NW Lincoln	25	4	\$159,900	\$207,425	\$237,400
50 NW Lancaster	1	1	\$285,233	\$285,233	\$285,233
51 NW Lancaster	0	0			
52 NW Lancaster	0	0			
53 NW Lancaster	0	0			
150 NW out of Lancaster	8	8	\$149,000	\$193,558	\$231,900
21 NE Lincoln	0	1	\$179,900	\$179,900	\$179,900
22 NE Lincoln	1	1	\$124,900	\$124,900	\$124,900
23 NE Lincoln	2	0			
24 NE Lincoln	61	41	\$124,900	\$254,950	\$390,900
60 NE Lancaster	0	0			
61 Waverly, NE	6	2	\$128,900	\$211,950	\$295,000
160 NE out of Lancaster	2	5	\$119,900	\$179,900	\$599,900
31 SE Lincoln	0	0			
32 SE Lincoln	3	0			
33 SE Lincoln	50	21	\$154,900	\$289,950	\$399,950
34 SE Lincoln	3	1	\$259,900	\$259,900	\$259,900
35 SE Lincoln	43	46	\$169,900	\$231,900	\$545,000
36 SE Lincoln	23	21	\$179,900	\$211,700	\$484,900
37 SE Lincoln	22	10	\$127,900	\$239,900	\$1,250,000
70 SE Lancaster	1	2	\$298,750	\$419,325	\$439,900
71 Roca, NE	3	3	\$104,900	\$104,900	\$325,000
72 Hickman, NE	10	15	\$131,900	\$183,900	\$247,500
73 Firth, NE	0	0			
74 Panama, NE	0	0			
75 Bennet, NE	1	1	\$197,000	\$197,000	\$197,000
170 SE out of Lancaster	4	0			
41 SW Lincoln	9	7	\$116,900	\$159,886	\$205,000
42 SW Lincoln	0	0			
43 SW Lincoln	0	0			
44 SW Lincoln	0	0			
45 SW Lincoln	32	25	\$158,900	\$374,900	\$599,000
46 SW Lincoln	1	4	\$249,950	\$274,950	\$309,900
47 SW Lincoln	0	7	\$274,900	\$469,900	\$643,900
80 SW Lancaster	0	0			
81 Denton, NE	0	1	\$199,000	\$199,000	\$199,000
82 Hallam, NE	0	0			
83 Sprague, NE	0	0			
180 SW out of Lancaster	4	1	\$104,900	\$104,900	\$104,900
<b>All Market Areas</b>	<b>392</b>	<b>253</b>	<b>\$104,900</b>	<b>\$229,900</b>	<b>\$1,250,000</b>

\* Includes new homes listed in all stages of construction. Excludes "model" homes.

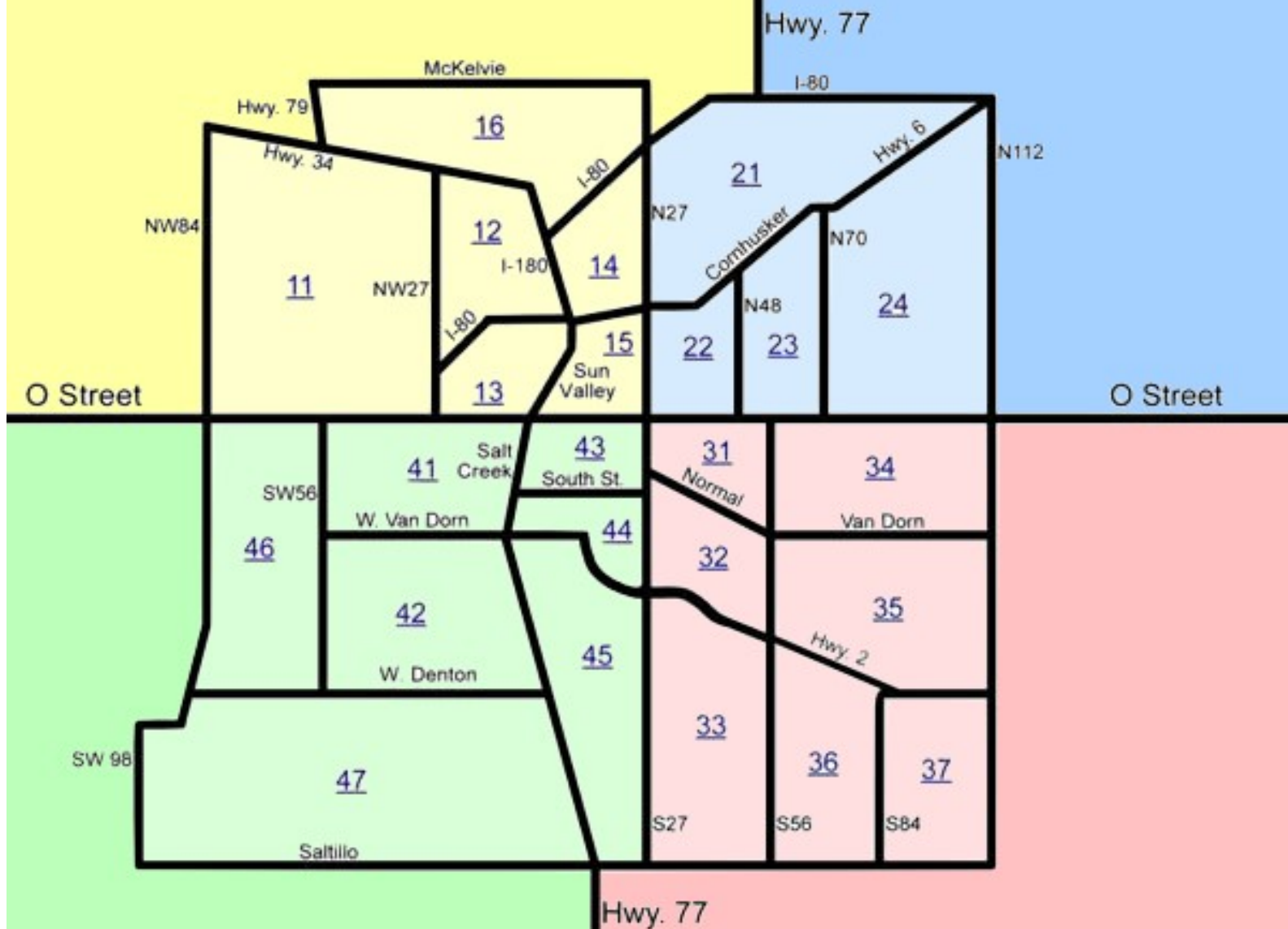
\*\* New Home Sales May 1, 2010 through April 30, 2011.

# Lincoln, Nebraska

## Midlands MLS - Area Map

50 - Rural Lancaster County  
51 - Malcolm  
52 - Raymond  
53 - Davey  
 150 - Outside of Lancaster Co.

60 - Rural Lancaster County  
61 - Waverly  
 160 - Outside of Lancaster Co.



80 - Rural Lancaster County  
81 - Denton  
82 - Hallam  
83 - Sprague  
 180 - Outside of Lancaster Co.

70 - Rural Lancaster County  
71 - Roca  
72 - Hickman  
73 - Firth  
74 - Panama  
75 - Bennet  
 170 - Outside of Lancaster Co.