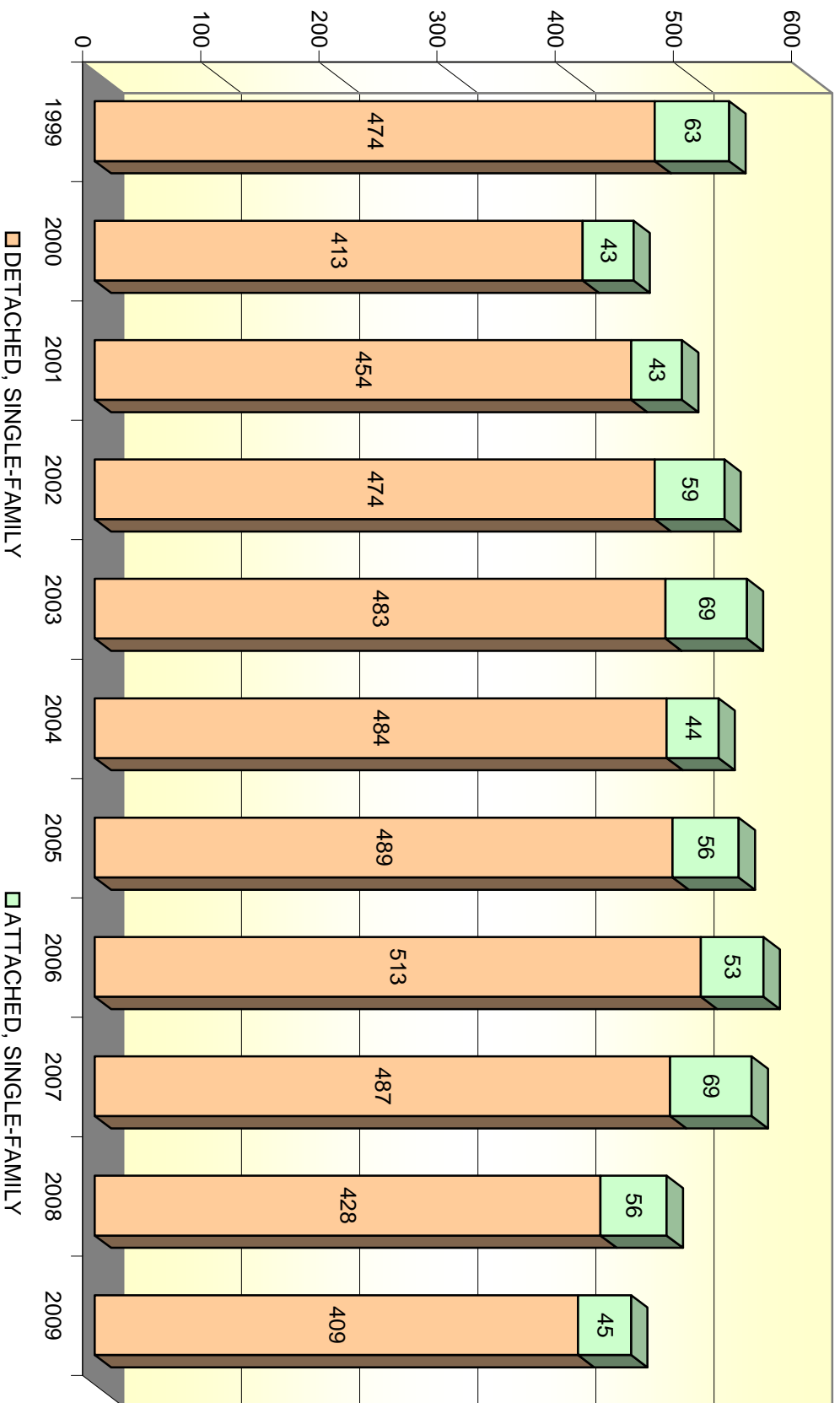
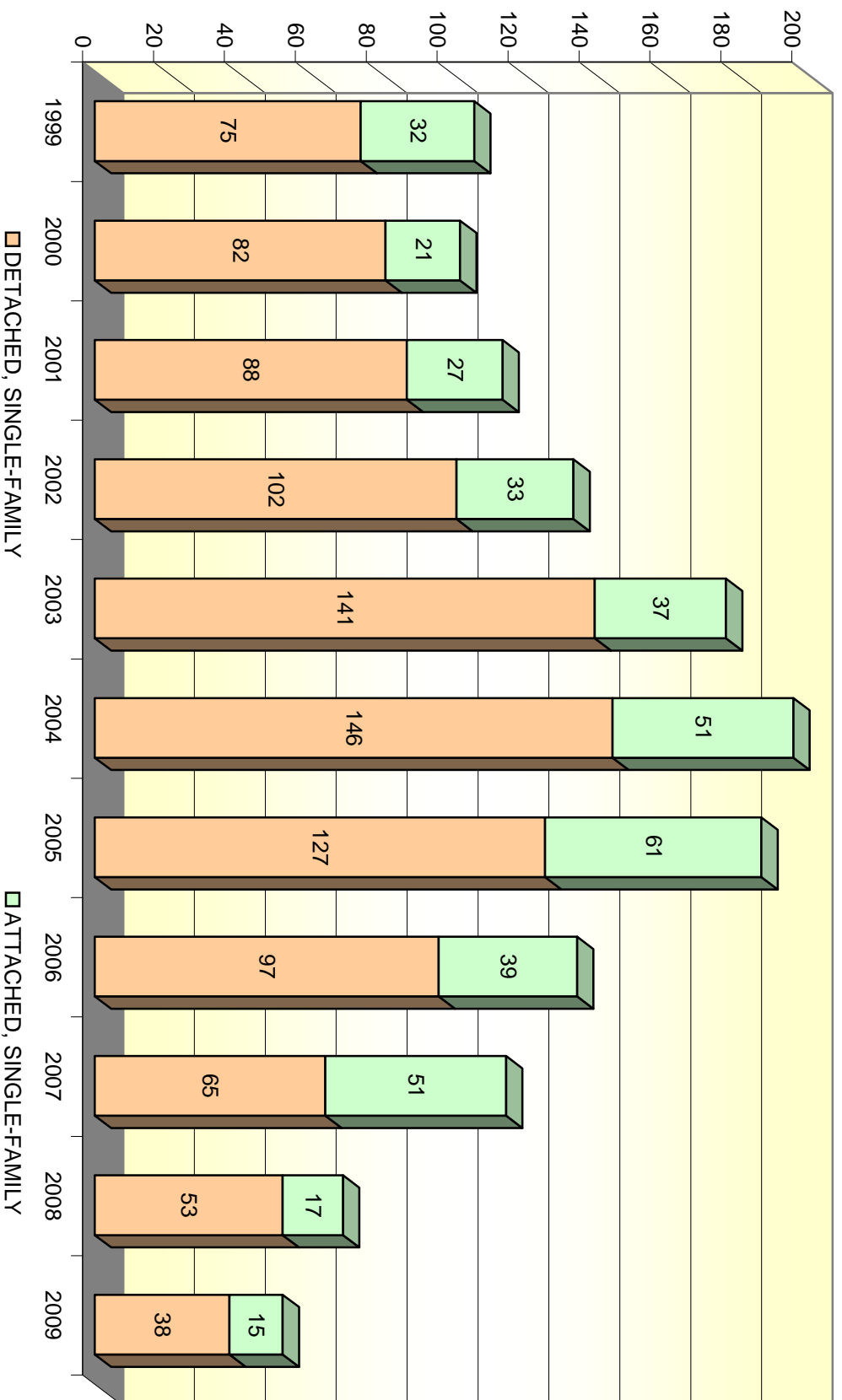


**Midlands MLS - Lincoln, Nebraska**  
1ST QUARTER: NUMBER OF EXISTING HOME SALES  
MLS Areas 11-47

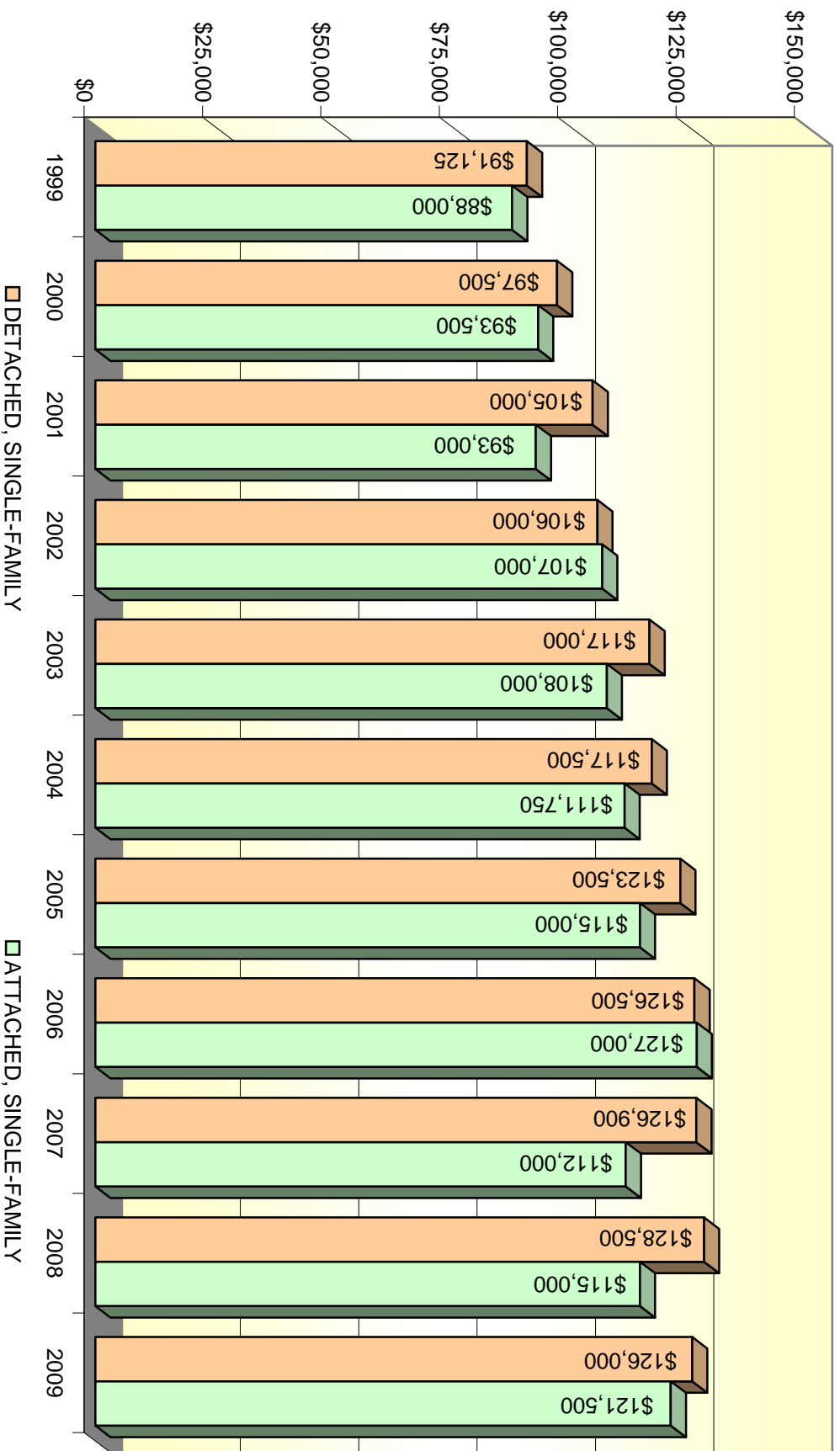


**Midlands MLS - Lincoln, Nebraska**  
1ST QUARTER: NUMBER OF NEW HOME SALES  
MLS Areas 11-47

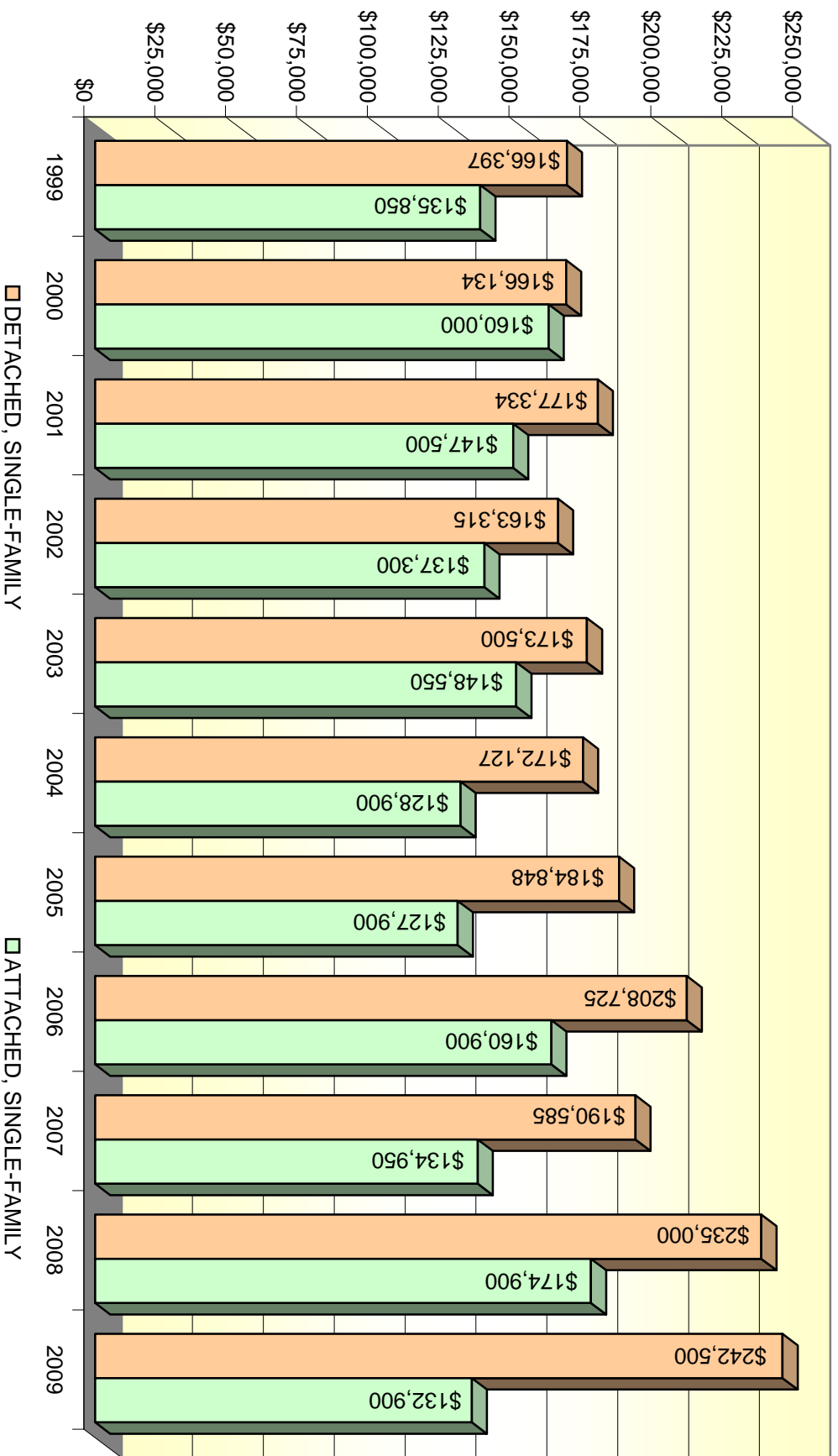


# Midlands MLS - Lincoln, Nebraska

1ST QUARTER: MEDIAN PRICE OF EXISTING HOME SALES  
MLS Areas 11-47



**Midlands MLS - Lincoln, Nebraska**  
**1ST QUARTER: MEDIAN PRICE OF NEW HOME SALES**  
 MLS Areas 11-47



## Midlands MLS - Lincoln, NE

### EXISTING HOMES: Single-Family Sales - Quarter 1

MLS Map Area	Total Number of Sales Closed Q1 2008	Total Number of Sales Closed Q1 2009	Lowest Sale Price Q1 2009	Median Sale Price Q1 2009	Highest Sale Price Q1 2009
11 NW Lincoln	19	24	\$32,500	\$108,550	\$183,500
12 NW Lincoln	31	22	\$69,900	\$144,550	\$215,000
13 NW Lincoln	9	8	\$56,000	\$107,500	\$250,000
14 NW Lincoln	39	31	\$23,500	\$135,000	\$188,000
15 NW Lincoln	7	10	\$26,000	\$45,000	\$90,000
16 NW Lincoln	4	3	\$150,000	\$167,000	\$187,000
50 NW Lancaster	2	3	\$110,000	\$277,000	\$317,500
51 Malcolm, NE	4	0			
52 Raymond, NE	3	0			
53 Davey, NE	0	0			
150 NW out of Lancaster	31	28	\$11,250	\$98,950	\$350,000
21 NE Lincoln	5	3	\$134,500	\$185,000	\$192,500
22 NE Lincoln	25	22	\$20,000	\$48,750	\$138,500
23 NE Lincoln	30	35	\$31,580	\$79,950	\$150,000
24 NE Lincoln	32	30	\$55,000	\$126,950	\$215,000
60 NE Lancaster	1	1	\$210,000	\$210,000	\$210,000
61 Waverly, NE	8	7	\$85,129	\$121,000	\$189,450
160 NE out of Lancaster	11	24	\$15,000	\$119,125	\$600,000
31 SE Lincoln	27	38	\$32,000	\$97,500	\$245,000
32 SE Lincoln	36	33	\$40,375	\$123,000	\$345,000
33 SE Lincoln	39	38	\$107,000	\$157,700	\$330,000
34 SE Lincoln	22	29	\$75,000	\$136,000	\$430,000
35 SE Lincoln	51	48	\$100,000	\$193,000	\$1,139,950
36 SE Lincoln	5	3	\$186,750	\$275,000	\$278,000
37 SE Lincoln	1	0			
70 SE Lancaster	2	1	\$335,000	\$335,000	\$335,000
71 Roca, NE	0	0			
72 Hickman, NE	1	5	\$125,000	\$210,000	\$278,000
73 Firth, NE	2	0			
74 Panama, NE	0	1	\$48,900	\$48,900	\$48,900
75 Bennet, NE	5	1	\$83,000	\$83,000	\$83,000
170 SE out of Lancaster	12	6	\$35,000	\$90,800	\$225,000
41 SW Lincoln	22	22	\$67,000	\$129,750	\$237,000
42 SW Lincoln	1	5	\$35,000	\$220,000	\$260,000
43 SW Lincoln	19	11	\$13,500	\$46,500	\$98,500
44 SW Lincoln	21	12	\$27,500	\$98,500	\$177,000
45 SW Lincoln	36	26	\$61,000	\$165,500	\$610,000
46 SW Lincoln	2	1	\$275,000	\$275,000	\$275,000
47 SW Lincoln	1	0			
80 SW Lancaster	4	1	\$102,000	\$102,000	\$102,000
81 Denton, NE	1	1	\$88,000	\$88,000	\$88,000
82 Hallam, NE	3	0			
83 Sprague, NE	0	0			
180 SW out of Lancaster	9	19	\$16,000	\$110,000	\$228,000
<b>All Market Areas</b>	<b>583</b>	<b>552</b>	<b>\$11,250</b>	<b>\$123,950</b>	<b>\$1,139,950</b>

## Midlands MLS - Lincoln, NE

### NEW HOMES: Single-Family Sales - Quarter 1

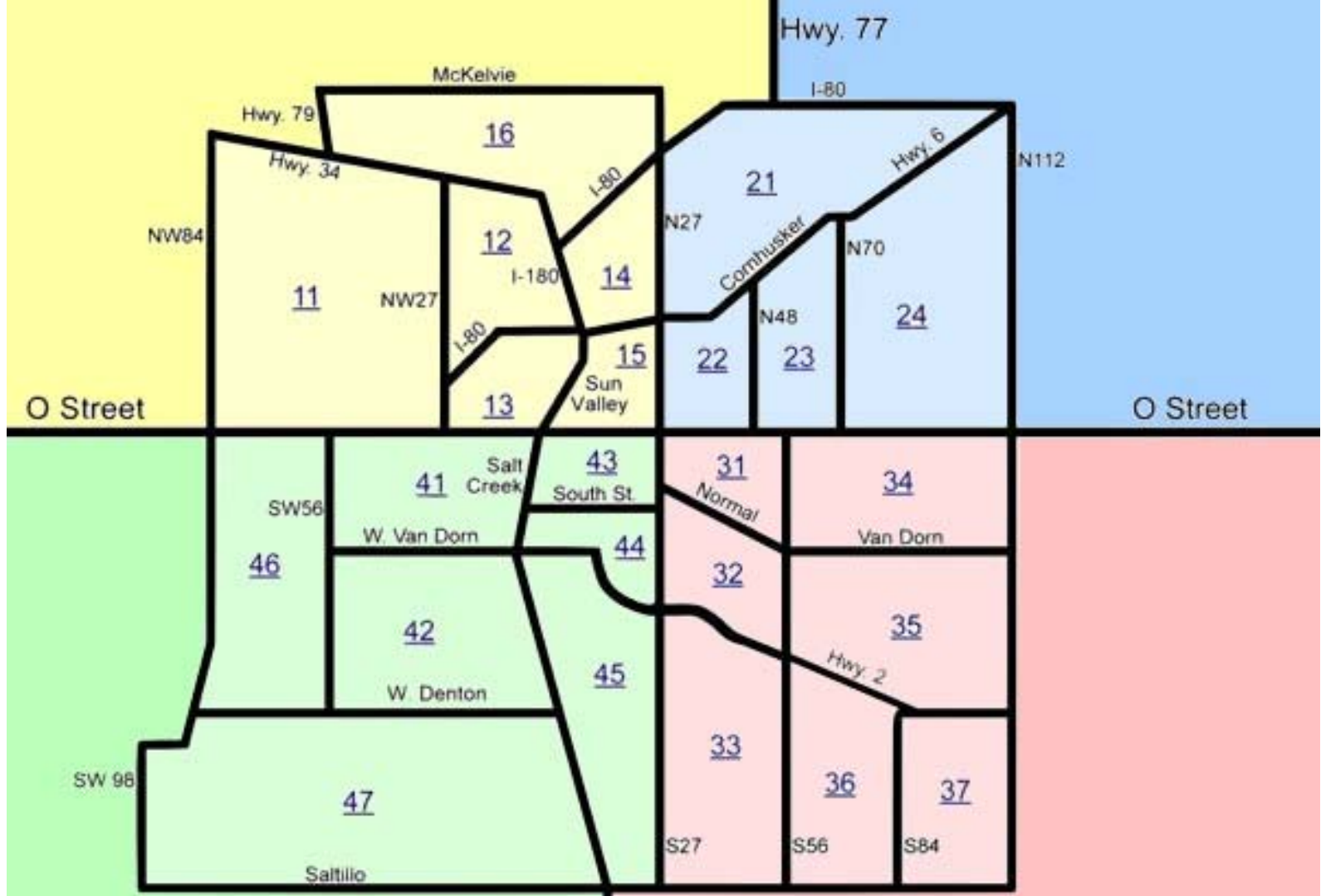
MLS Map Area	Total Number of Sales Closed Q1 2008	Total Number of Sales Closed Q1 2009	Lowest Sale Price Q1 2009	Median Sale Price Q1 2009	Highest Sale Price Q1 2009
11 NW Lincoln	5	3	\$145,900	\$153,000	\$163,000
12 NW Lincoln	0	1	\$132,900	\$132,900	\$132,900
13 NW Lincoln	0	0			
14 NW Lincoln	7	6	\$115,000	\$149,000	\$219,000
15 NW Lincoln	0	0			
16 NW Lincoln	4	2	\$170,000	\$209,950	\$249,900
50 NW Lancaster	1	0			
51 NW Lancaster	0	0			
52 NW Lancaster	0	0			
53 NW Lancaster	0	0			
150 NW out of Lancaster	3	2	\$159,400	\$197,200	\$235,000
21 NE Lincoln	0	0			
22 NE Lincoln	0	0			
23 NE Lincoln	0	0			
24 NE Lincoln	10	8	\$119,900	\$147,344	\$274,900
60 NE Lancaster	0	0			
61 Waverly, NE	7	5	\$113,900	\$129,900	\$171,600
160 NE out of Lancaster	0	0			
31 SE Lincoln	0	0			
32 SE Lincoln	0	0			
33 SE Lincoln	12	9	\$160,000	\$285,000	\$375,531
34 SE Lincoln	0	0			
35 SE Lincoln	11	5	\$184,900	\$297,000	\$351,249
36 SE Lincoln	7	6	\$161,300	\$189,750	\$245,000
37 SE Lincoln	0	1	\$136,900	\$136,900	\$136,900
70 SE Lancaster	1	0			
71 Roca, NE	1	0			
72 Hickman, NE	2	0			
73 Firth, NE	0	0			
74 Panama, NE	0	0			
75 Bennet, NE	1	2	\$156,694	\$177,601	\$198,508
170 SE out of Lancaster	1	1	\$166,000	\$166,000	\$166,000
41 SW Lincoln	2	2	\$113,500	\$151,050	\$188,600
42 SW Lincoln	0	1	\$263,815	\$263,815	\$263,815
43 SW Lincoln	0	0			
44 SW Lincoln	0	0			
45 SW Lincoln	11	9	\$119,900	\$305,000	\$585,000
46 SW Lincoln	1	0			
47 SW Lincoln	0	0			
80 SW Lancaster	1	0			
81 Denton, NE	0	0			
82 Hallam, NE	0	0			
83 Sprague, NE	0	0			
180 SW out of Lancaster	0	1	\$57,500	\$57,500	\$57,500
<b>All Market Areas</b>	<b>88</b>	<b>64</b>	<b>\$57,500</b>	<b>\$178,950</b>	<b>\$585,000</b>

# Lincoln, Nebraska

## Midlands MLS - Area Map

50 - Rural Lancaster County  
51 - Malcolm  
52 - Raymond  
53 - Davey  
 150 - Outside of Lancaster Co.

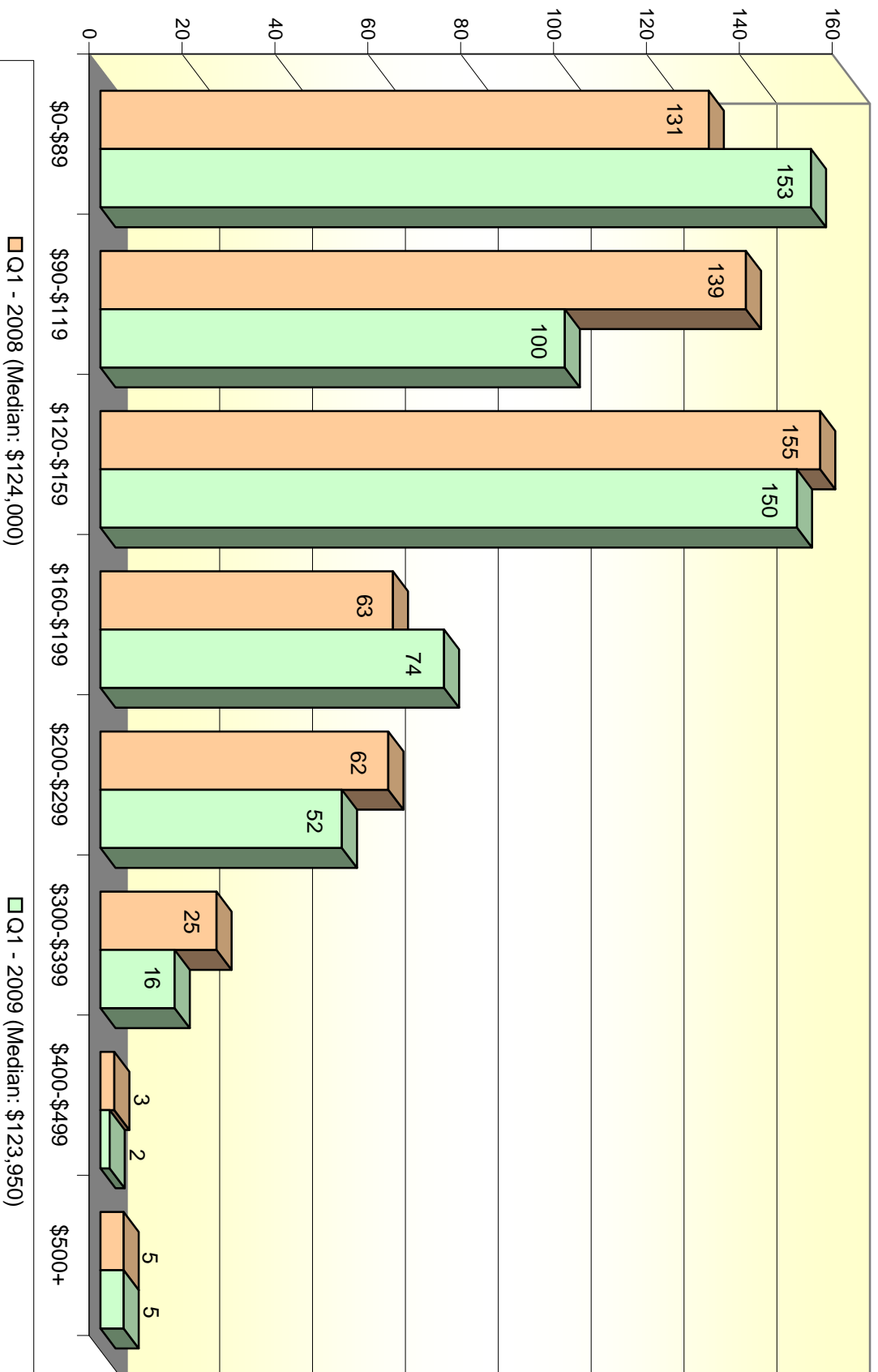
60 - Rural Lancaster County  
61 - Waverly  
 160 - Outside of Lancaster Co.



80 - Rural Lancaster County  
81 - Denton  
82 - Hallam  
83 - Sprague  
 180 - Outside of Lancaster Co.

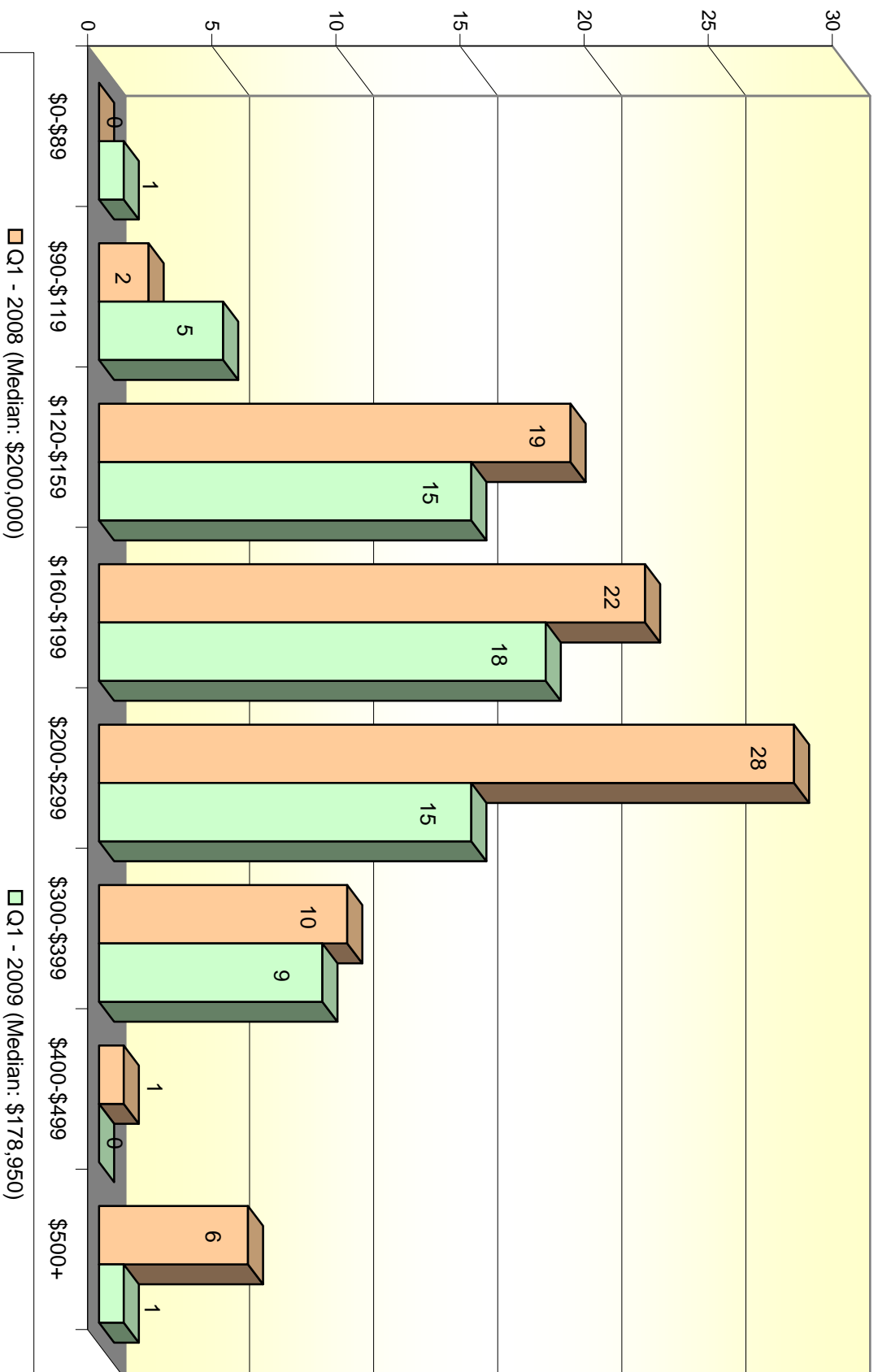
70 - Rural Lancaster County  
71 - Roca  
72 - Hickman  
73 - Firth  
74 - Panama  
75 - Bennet  
 170 - Outside of Lancaster Co.

## Midlands MLS - Lincoln, NE 1st Quarter: Existing Homes Sold by Price Range





## Midlands MLS - Lincoln, NE 1st Quarter: New Homes Sold by Price Range



Midlands MLS - Lincoln, NE  
 April 15, 2009: Single-Family Homes For Sale

