

Step 1

Launch App


Download Homesnap from the App Store. Launch and tap *I'M A REAL ESTATE AGENT*



Step 2

Pick your MLS

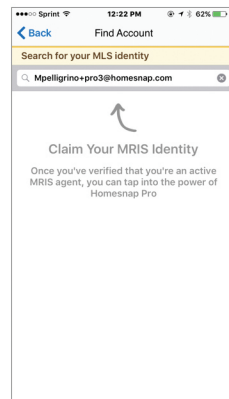
Allow Homesnap to access your location. Then, tap your MLS



Step 3

Find your MLS identity

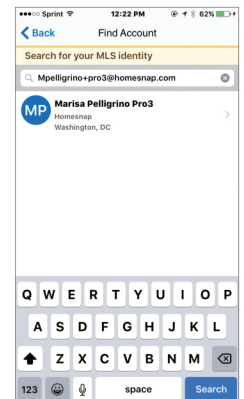
Enter your name, email address or MLS # and tap *SEARCH* to find your MLS account



Step 4

Tap your MLS identity

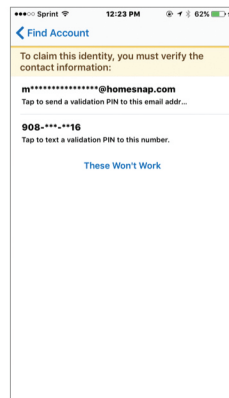
Tap on your MLS identity to begin the verification process



Step 5

Pick contact method

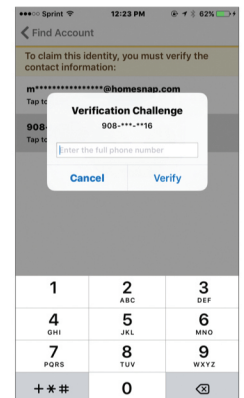
Pick a method (phone or email) to verify your MLS account



Step 6

Verify contact method

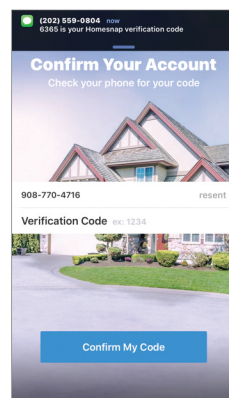
When asked, enter the complete phone OR email that you've chosen to verify your MLS identity



Step 7

Insert verification code

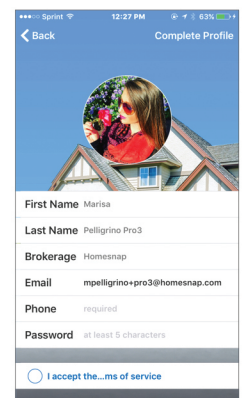
Once you've received the verification code via text or email, select *CONFIRM MY CODE* and enter in the code.



Step 8

Complete your account


Review and update your personal information and profile photo. Accept the Terms of Service and press *COMPLETE PROFILE*



Step 1

Launch App

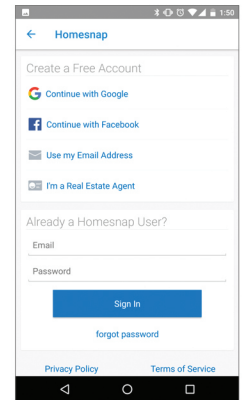
Download Homesnap from the Google Play Store. Launch and tap *GET STARTED*



Step 2

Create Account


Tap on the *I'M A REAL ESTATE AGENT* button



Step 3

Pick your MLS

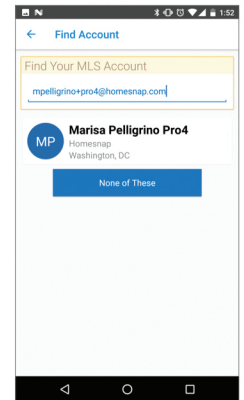
Allow Homesnap to access your location. Then, tap your MLS



Step 4

Tap your MLS identity

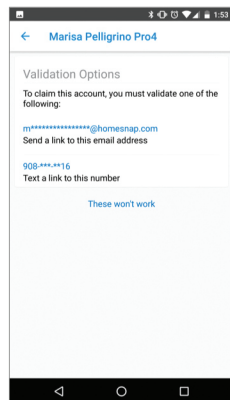
Enter your name, email address or MLS # to find your MLS account. Tap on your MLS identity to begin the verification process



Step 5

Pick contact method

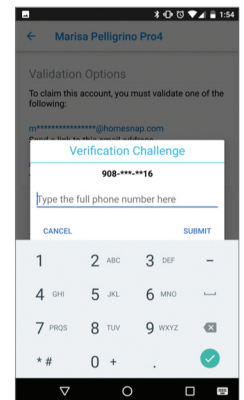
Pick a method (phone or email) to verify your MLS account



Step 6

Verify contact method

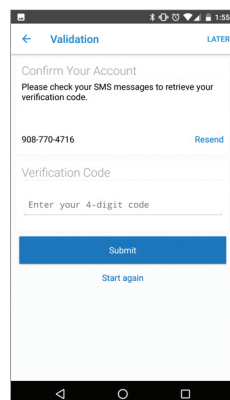
When asked, enter the complete phone OR email that you've chosen to verify your MLS identity



Step 7

Insert verification code

Once you've received the verification code via text or email, enter in the code and press *SUBMIT*.



Step 8

Complete your account

Review and update your personal information and profile photo. Accept the Terms of Service and press *CONFIRM ACCOUNT*

