

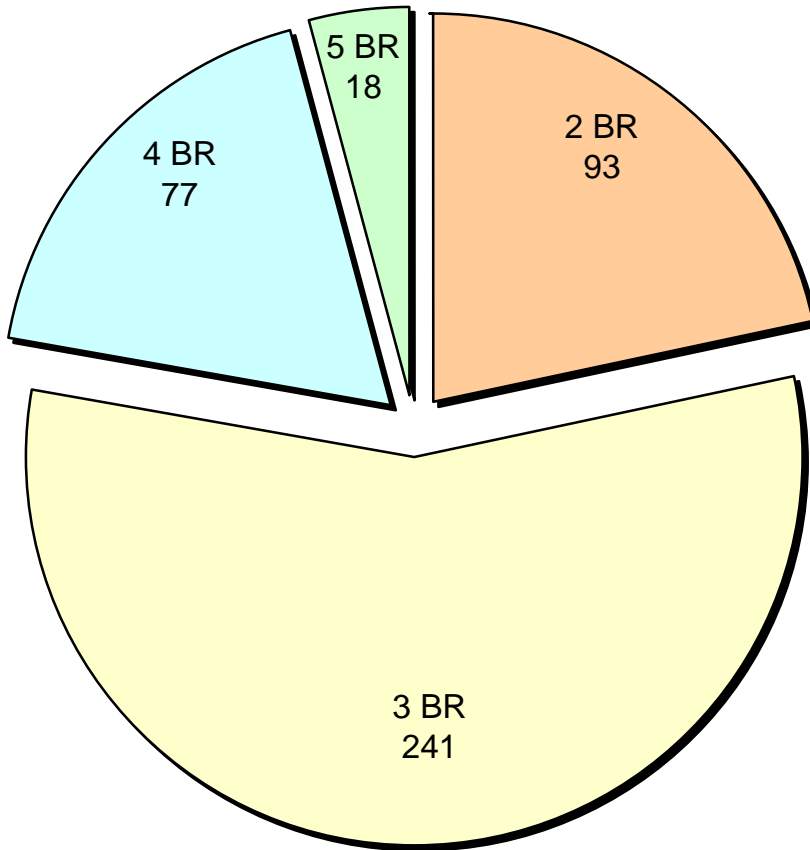
Midlands MLS - Lincoln, NE

New Single-Family Homes Listed For Sale* - March 15, 2008

MLS Map Area	Total Number of Sales Closed in 2007	Total Number Listed For Sale as of 3/15/08	Lowest List Price For Sale	Median List Price For Sale	Highest List Price For Sale
11 NW Lincoln	28	16	\$137,950	\$169,700	\$198,000
12 NW Lincoln	9	4	\$154,900	\$166,500	\$194,860
13 NW Lincoln	7	3	\$149,950	\$159,950	\$164,900
14 NW Lincoln	40	37	\$92,950	\$139,900	\$229,900
15 NW Lincoln	5	0			
16 NW Lincoln	27	36	\$139,900	\$184,900	\$649,000
50 NW Lancaster	2	1	\$249,900	\$249,900	\$249,900
51 NW Lancaster	0	0			
52 NW Lancaster	0	0			
53 NW Lancaster	0	0			
150 NW out of Lancaster	17	9	\$169,900	\$232,500	\$385,000
21 NE Lincoln	1	6	\$133,900	\$174,800	\$190,082
22 NE Lincoln	0	1	\$133,950	\$133,950	\$133,950
23 NE Lincoln	1	0			
24 NE Lincoln	62	27	\$179,900	\$209,950	\$299,000
60 NE Lancaster	2	0			
61 Waverly, NE	19	4	\$149,900	\$198,700	\$230,000
160 NE out of Lancaster	10	7	\$189,500	\$199,000	\$725,000
31 SE Lincoln	0	2	\$89,900	\$117,400	\$144,900
32 SE Lincoln	1	0			
33 SE Lincoln	35	37	\$134,200	\$175,950	\$374,000
34 SE Lincoln	9	5	\$161,900	\$162,900	\$294,000
35 SE Lincoln	102	67	\$153,400	\$299,900	\$998,900
36 SE Lincoln	73	49	\$169,900	\$225,205	\$625,000
37 SE Lincoln	3	6	\$300,000	\$452,450	\$475,000
70 SE Lancaster	5	2	\$178,500	\$558,750	\$939,000
71 Roca, NE	1	1	\$538,000	\$538,000	\$538,000
72 Hickman, NE	16	16	\$112,900	\$166,250	\$259,900
73 Firth, NE	0	1	\$184,500	\$184,500	\$184,500
74 Panama, NE	1	0			
75 Bennet, NE	3	5	\$144,900	\$157,900	\$219,000
170 SE out of Lancaster	5	5	\$174,900	\$265,950	\$324,900
41 SW Lincoln	26	10	\$149,900	\$194,450	\$247,900
42 SW Lincoln	1	0			
43 SW Lincoln	1	0			
44 SW Lincoln	0	0			
45 SW Lincoln	45	54	\$154,950	\$322,650	\$798,000
46 SW Lincoln	0	13	\$134,600	\$148,700	\$374,800
47 SW Lincoln	3	4	\$487,500	\$524,450	\$628,600
80 SW Lancaster	1	1	\$239,900	\$239,900	\$239,900
81 Denton, NE	0	0			
82 Hallam, NE	1	0			
83 Sprague, NE	0	0			
180 SW out of Lancaster	2	0			
All Market Areas	594	429	\$89,900	\$199,900	\$998,900

* Includes new homes listed in all stages of construction. Excludes "model" homes.

Midlands MLS - Lincoln, NE
New Homes For Sale
by Number of Bedrooms
as of 3-15-2008

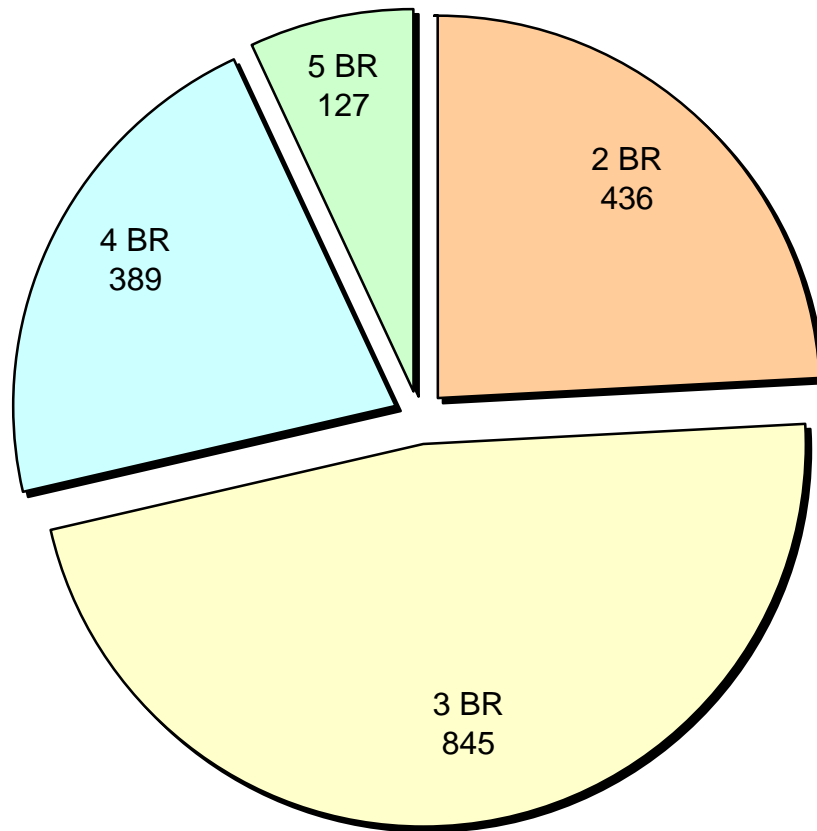


Midlands MLS - Lincoln, NE

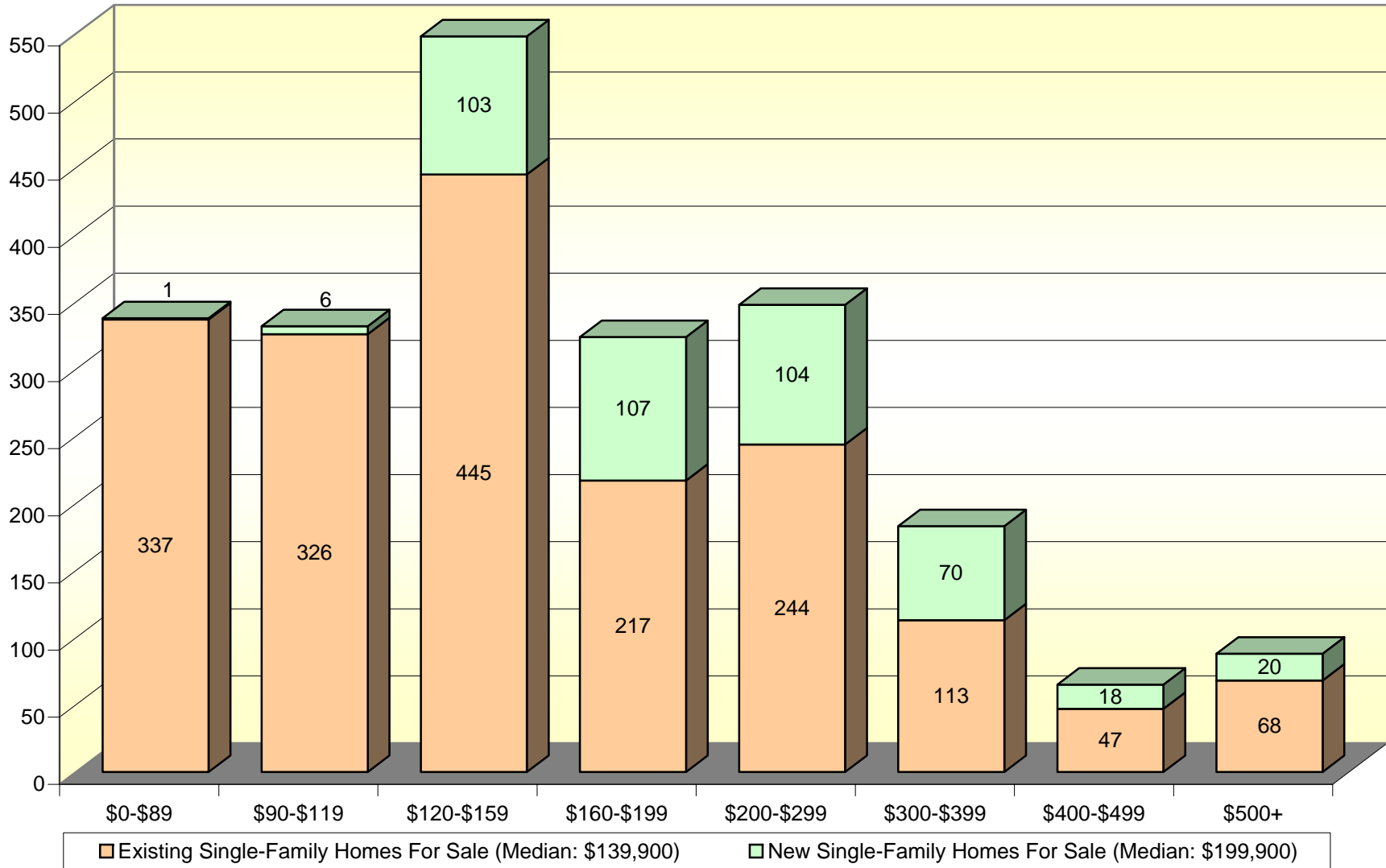
Existing Single-Family Homes Listed For Sale - March 15, 2008

MLS Map Area	Total Number of Sales Closed in 2007	Total Number Listed For Sale as of 3/15/08	Lowest List Price For Sale	Median List Price For Sale	Highest List Price For Sale
11 NW Lincoln	113	50	\$53,900	\$116,000	\$212,900
12 NW Lincoln	113	67	\$48,900	\$130,000	\$249,900
13 NW Lincoln	52	50	\$55,000	\$143,000	\$995,000
14 NW Lincoln	166	83	\$14,900	\$129,900	\$259,950
15 NW Lincoln	60	29	\$32,000	\$79,950	\$625,000
16 NW Lincoln	32	23	\$139,950	\$184,900	\$395,000
50 NW Lancaster	14	11	\$210,900	\$339,900	\$799,000
51 Malcolm, NE	7	4	\$120,000	\$216,950	\$339,000
52 Raymond, NE	6	4	\$79,999	\$149,900	\$445,000
53 Davey, NE	4	1	\$365,000	\$365,000	\$365,000
150 NW out of Lancaster	191	113	\$13,500	\$119,900	\$419,000
21 NE Lincoln	34	12	\$89,000	\$162,200	\$244,500
22 NE Lincoln	134	72	\$35,000	\$82,500	\$745,000
23 NE Lincoln	260	98	\$34,900	\$99,700	\$175,000
24 NE Lincoln	189	77	\$45,500	\$136,250	\$369,000
60 NE Lancaster	7	6	\$136,900	\$314,700	\$600,000
61 Waverly, NE	32	12	\$83,500	\$149,900	\$209,000
160 NE out of Lancaster	98	66	\$34,600	\$133,450	\$2,000,000
31 SE Lincoln	231	94	\$45,000	\$113,200	\$479,000
32 SE Lincoln	220	110	\$49,900	\$134,750	\$650,000
33 SE Lincoln	254	91	\$97,500	\$204,999	\$695,000
34 SE Lincoln	196	89	\$79,950	\$168,500	\$615,000
35 SE Lincoln	266	135	\$62,000	\$244,900	\$1,295,950
36 SE Lincoln	24	16	\$149,000	\$233,400	\$895,000
37 SE Lincoln	2	2	\$679,000	\$689,000	\$699,000
70 SE Lancaster	19	15	\$79,900	\$240,000	\$1,175,000
71 Roca, NE	4	2	\$145,000	\$365,000	\$585,000
72 Hickman, NE	20	12	\$84,500	\$201,550	\$995,000
73 Firth, NE	9	11	\$97,000	\$229,900	\$375,000
74 Panama, NE	3	4	\$57,500	\$94,098	\$130,500
75 Bennet, NE	5	6	\$97,500	\$166,200	\$850,000
170 SE out of Lancaster	52	52	\$18,500	\$139,458	\$439,950
41 SW Lincoln	129	57	\$95,000	\$149,900	\$399,900
42 SW Lincoln	4	8	\$59,900	\$210,000	\$399,500
43 SW Lincoln	143	91	\$20,500	\$89,650	\$875,000
44 SW Lincoln	133	59	\$49,900	\$131,900	\$499,000
45 SW Lincoln	156	75	\$89,900	\$289,900	\$1,349,000
46 SW Lincoln	5	3	\$258,500	\$399,900	\$424,900
47 SW Lincoln	8	4	\$158,900	\$424,500	\$519,000
80 SW Lancaster	14	15	\$74,900	\$349,000	\$850,000
81 Denton, NE	6	4	\$59,900	\$176,250	\$325,000
82 Hallam, NE	2	2	\$179,500	\$179,500	\$179,500
83 Sprague, NE	4	1	\$114,900	\$114,900	\$114,900
180 SW out of Lancaster	81	61	\$20,000	\$129,995	\$985,000
All Market Areas	3,502	1,797	\$13,500	\$139,900	\$2,000,000

Midlands MLS - Lincoln, NE
Existing Homes For Sale
by Number of Bedrooms
as of 3-15-2008



Midlands MLS - Lincoln, NE
Single-Family Homes Listed For Sale as of 3-15-2008

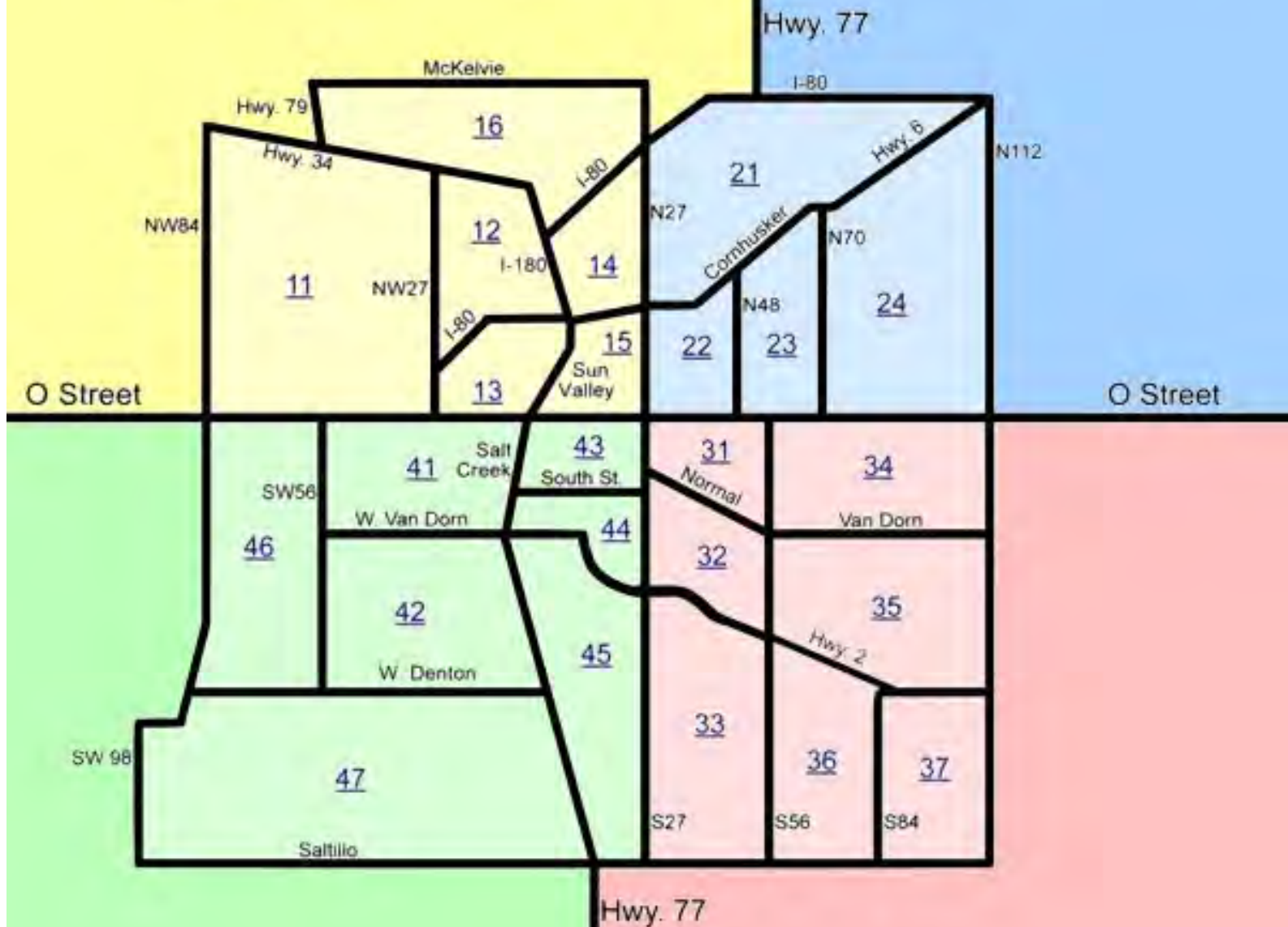


Lincoln, Nebraska

Midlands MLS - Area Map

50 - Rural Lancaster County
 51 - Malcolm
 52 - Raymond
 53 - Davey
 150 - Outside of Lancaster Co.

60 - Rural Lancaster County
 61 - Waverly
 160 - Outside of Lancaster Co.



80 - Rural Lancaster County
 81 - Denton
 82 - Hallam
 83 - Sprague
 180 - Outside of Lancaster Co.

70 - Rural Lancaster County
 71 - Roca
 72 - Hickman
 73 - Firth
 74 - Panama
 75 - Bennet
 170 - Outside of Lancaster Co.